




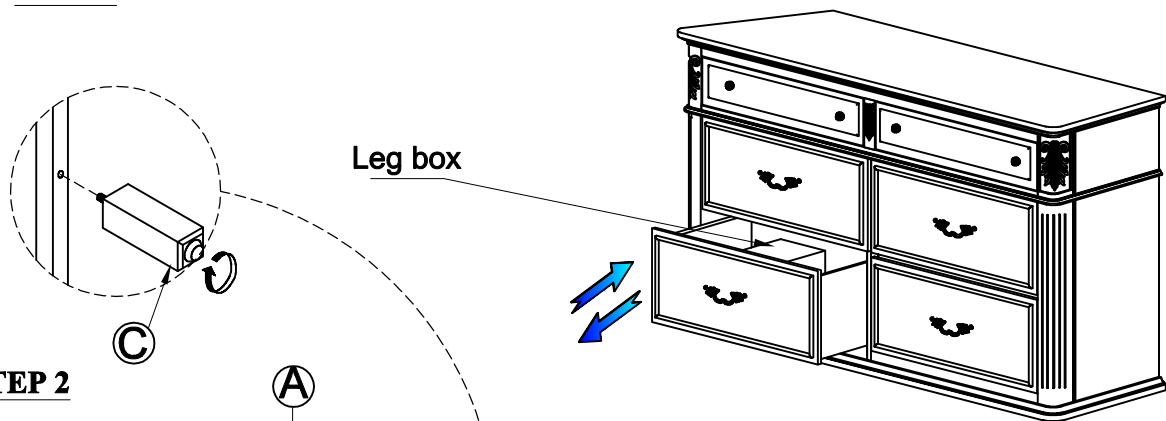
ASSEMBLY INSTRUCTIONS

MODEL # : 1610-130 6 DRAWER DRESSER (01/2017) (V#12600VTC1)

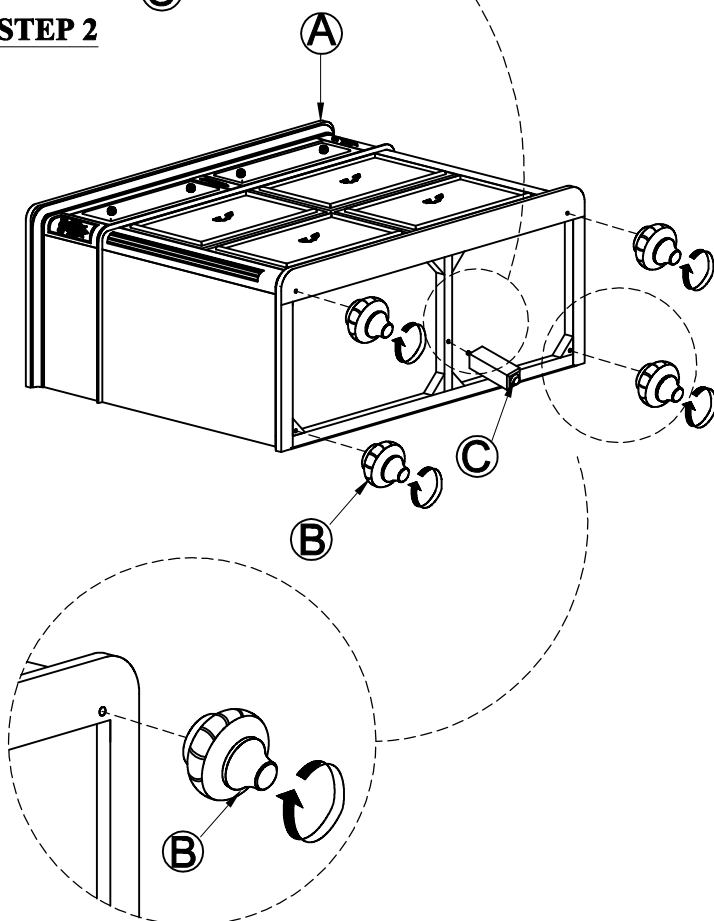
**NOTE: THIS ITEM NOT RECOMMENDED FOR COMMERCIAL USE
KEEP THIS DOCUMENT FOR REFERENCE IN CASE PARTS ARE NEEDED
DO NOT TIGHTEN SCREWS UNTIL COMPLETELY ASSEMBLED! !**

No	PARTS LIST		Q'TY	
A		6 DRAWER DRESSER SIZE	64" X 17" X 34"	1PC
B		LEG SIZE	4-1/4" X 4-1/4" X 4"	4PCS
C		ADJUST LEVEL LEG SIZE	1-1/4" X 1-1/4" X 3-3/4"	1PC

STEP 1



STEP 2



STEP 3

★ Remark: there is a tip restraint kit provided on the back of this product. Please read the directions thoroughly and install immediately when placed in home.

