







# ASSEMBLY INSTRUCTIONS






**MODEL # : 1610-110 HK KING HEADBOARD(01/2017) (V#12600VTC1)**

**MODEL # : 1610-110 FK KING FOOTBOARD(01/2017) (V#12600VTC1)**

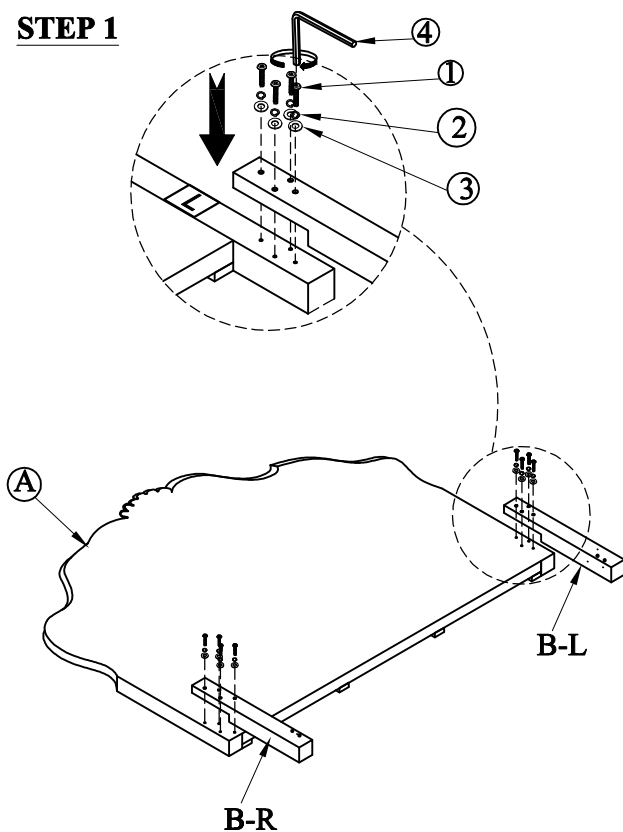
**MODEL # : 1610-110RL KING RAILS AND SLATS(01/2017) (V#12600VTC1)**

**NOTE: THIS ITEM NOT RECOMMENDED FOR COMMERCIAL USE  
KEEP THIS DOCUMENT FOR REFERENCE IN CASE PARTS ARE NEEDED  
DO NOT TIGHTEN SCREWS UNTIL COMPLETELY ASSEMBLED! !**

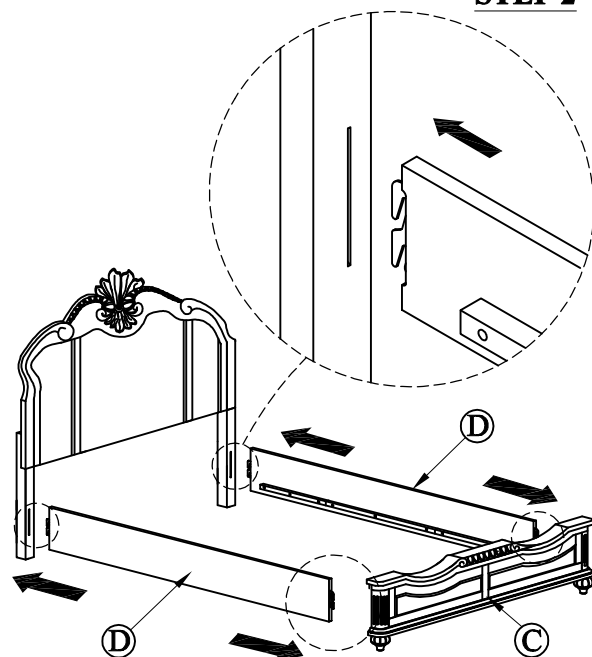
No	PARTS LIST			Q'TY
A		HEADBOARD SIZE	80" X 2-3/8" X 45"	1PC
B		LEG SIZE (L&R)	3" X 2-1/4" X 30"	2PCS
C		FOOTBOARD SIZE	82" X4" X 22"	1PC
D		SIDE RAIL SIZE	82" X 2-1/4" X 7-1/2"	2PCS
E		SLATS SIZE	77" X 2-3/4" X 5/8"	4PCS
F		SUPPORT WITH LEVELER	7" X 1-1/4" X 1-1/4"	8PCS

No	HARDWARE LIST			Q'TY
1		BOLT	Ø5/16" x 2"	8PCS
2		LOCK WASHER	Ø5/16" X 10D X 1.1mm	8PCS
3		FLAT WASHER	Ø5/16" X 18D X 2mm	8PCS
4		WRENCH	2-1/4" X 4mm	1PC
5		SCREW	1-1/4" X 4mm	8PCS

**STEP 1**



**STEP 2**



# ASSEMBLY INSTRUCTIONS

MODEL # : 1610-110 HK KING HEADBOARD(01/2017) (V#12600VTC1)

MODEL # : 1610-110 FK KING FOOTBOARD(01/2017) (V#12600VTC1)

MODEL # : 1610-110RL KING RAILS AND SLATS(01/2017) (V#12600VTC1)

**NOTE: THIS ITEM NOT RECOMMENDED FOR COMMERCIAL USE  
KEEP THIS DOCUMENT FOR REFERENCE IN CASE PARTS ARE NEEDED  
DO NOT TIGHTEN SCREWS UNTIL COMPLETELY ASSEMBLED! !**

## STEP 3

