







ASSEMBLY INSTRUCTIONS






MODEL # : 1610-105 HQ QUEEN HEADBOARD(01/2017) (V#12600VTC1)

MODEL # : 1610-105 FQ QUEEN FOOTBOARD(01/2017) (V#12600VTC1)

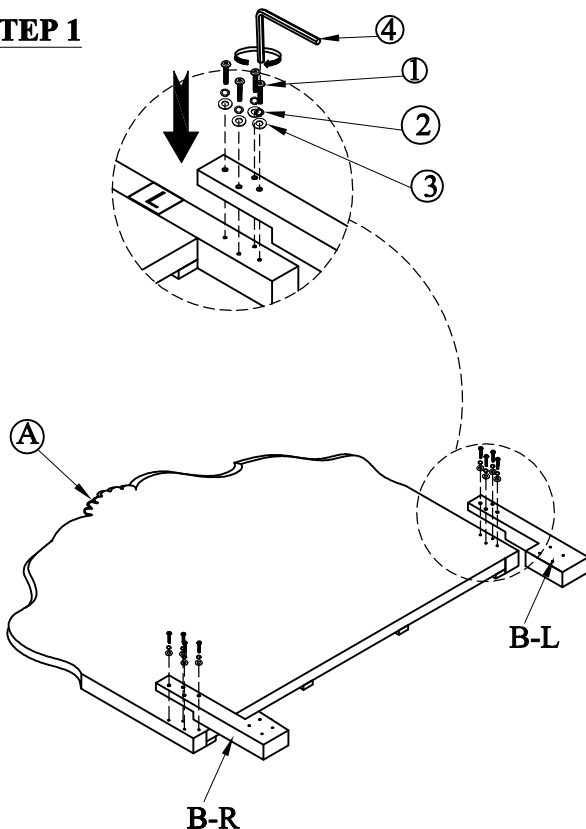
MODEL # : 1610-105RL QUEEN RAILS AND SLATS(01/2017) (V#12600VTC1)

**NOTE: THIS ITEM NOT RECOMMENDED FOR COMMERCIAL USE
KEEP THIS DOCUMENT FOR REFERENCE IN CASE PARTS ARE NEEDED
DO NOT TIGHTEN SCREWS UNTIL COMPLETELY ASSEMBLED! !**

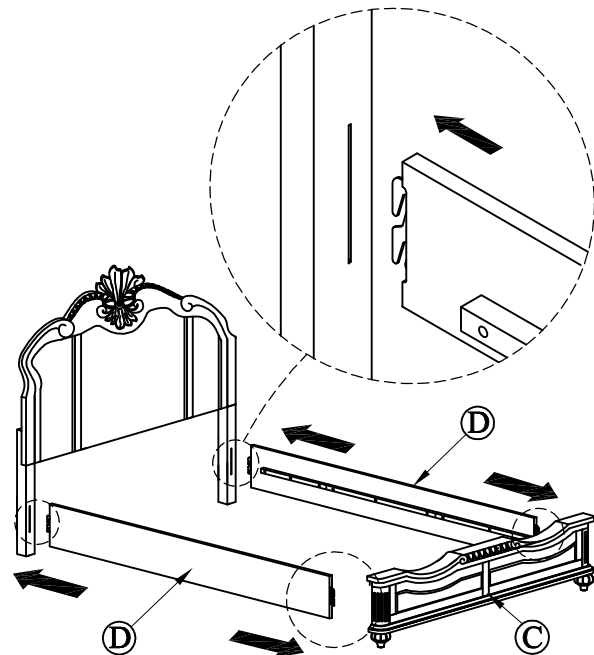
No	PARTS LIST			Q'TY
A		HEADBOARD SIZE	64" X 2-3/8" X 43"	1PC
B		LEG SIZE (L&R)	3-3/8" X 2-1/4" X 30"	2PCS
C		FOOTBOARD SIZE	66" X 4" X 22"	1PC
D		SIDE RAIL SIZE	82" X 2-1/4" X 7-1/2"	2PCS
E		SLATS SIZE	61" X 2-3/4" X 5/8"	3PCS
F		SUPPORT WITH LEVELER	7" X 1-1/4" X 1-1/4"	3PCS

No	HARDWARE LIST			Q'TY
1		BOLT	Ø5/16" x 2"	8PCS
2		LOCK WASHER	Ø5/16" X 10D X 1.1mm	8PCS
3		FLAT WASHER	Ø5/16" X 18D X 2mm	8PCS
4		WRENCH	2-1/4" X 4mm	1PC
5		SCREW	1-1/4" X 4mm	6PCS

STEP 1



STEP 2



ASSEMBLY INSTRUCTIONS

MODEL # : 1610-105 HQ QUEEN HEADBOARD(01/2017) (V#12600VTC1)

MODEL # : 1610-105 FQ QUEEN FOOTBOARD(01/2017) (V#12600VTC1)

MODEL # : 1610-105RL QUEEN RAILS AND SLATS(01/2017) (V#12600VTC1)

**NOTE: THIS ITEM NOT RECOMMENDED FOR COMMERCIAL USE
KEEP THIS DOCUMENT FOR REFERENCE IN CASE PARTS ARE NEEDED
DO NOT TIGHTEN SCREWS UNTIL COMPLETELY ASSEMBLED! !**

STEP 3

