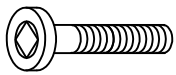
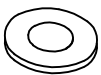
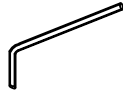


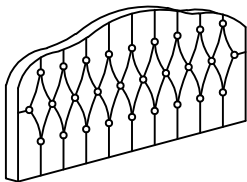
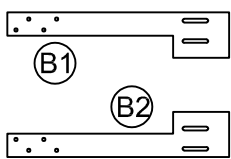
# ASSEMBLY INSTRUCTIONS

MODEL : #1503DS-110 (V#12600CFSB1)

**NOTE : THIS ITEM NOT RECOMMENDED FOR COMMERCIAL USE  
KEEP THIS DOCUMENT FOR REFERENCE IN CASE PARTS ARE NEEDED**

**DO NOT TIGHTEN SCREWS UNTIL COMPLETELY ASSEMBLED !!**

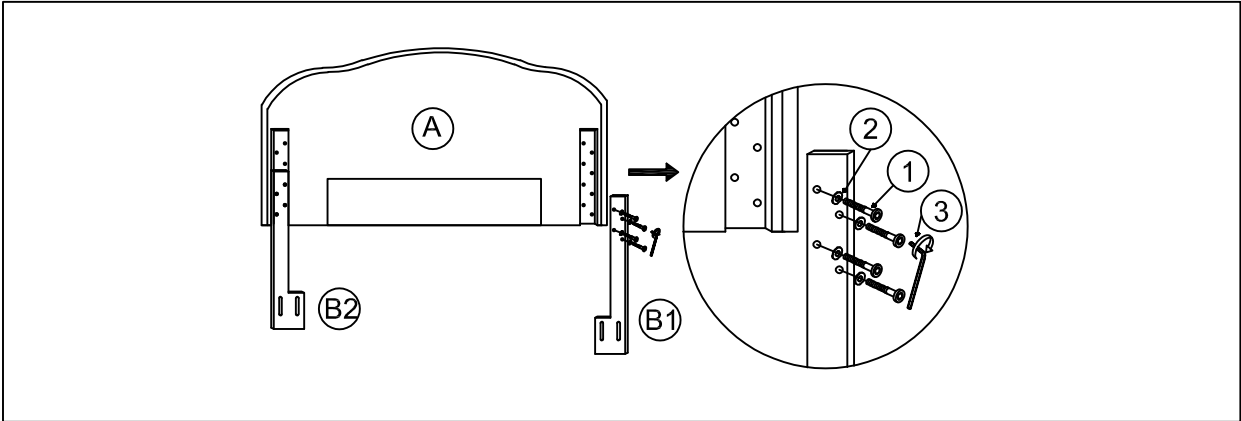
HARDWARE LIST			
NO		DESCRIPTION	QTY
1		BOLT <span style="float: right;">M6X50 mm</span>	8PCS
2		Flat Washer <span style="float: right;">M6</span>	8PCS
3		Wrench <span style="float: right;">M4</span>	1PC

PART LIST			
NO		DESCRIPTION	QTY
A		HEADBOARD	1PC
B		WOODEN LEGS	2PCS

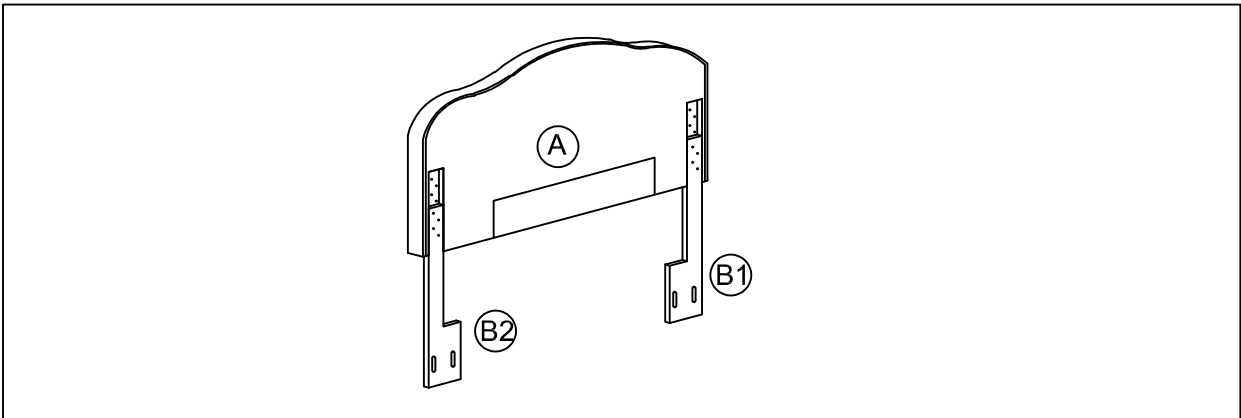
# ASSEMBLY INSTRUCTIONS

MODEL : #1503DS-110 (V#12600CFSB1)

STEP 1 :



STEP 2 :



STEP 3 :

