






ASSEMBLY INSTRUCTIONS

ITEM # : 1280-142 MIRROR
 ITEM # : 1281-142 MIRROR
 ITEM # : 1282-142 MIRROR

NOTE : THIS ITEM NOT RECOMMENDED FOR COMMERCIAL USE
 KEEP THIS DOCUMENT FOR REFERENCE IN CASE PARTS ARE NEEDED

DO NOT TIGHTEN SCREWS UNTIL COMPLETELY ASSEMBLED !!

PARTS LIST			
NO	SKETCH	DESCRIPTION	QTY
A		DRESSER	1 PCS
B		MIRROR	1 PCS
C		MIRROR SUPPORTS	2 PCS

HARDWARE LIST				
NO	OUTLOOK	DESCRIPTION	SIZE	QTY
1		JCBC & WASHER	M6 x P1.0 x 35MM	8 PCS
2		ALLEN KEY	M4 X 55MM	1 PCS

TOOLS REQUIRED (NOT PROVIDED)

PHILIP SCREW DRIVER	1 PCS
---------------------	-------

