



**701 E Industrial PK Dr
Manchester NH 03109
877-364-8464**

••Pls Check to make sure you have all parts
otherwise contact local retailer or Sunset
Trading customer service
at **877-364-8464**"

Thank You for purchasing this Quality product. It has
been engineered for easy assembly yet constructed for
durability. Please take the time to read and follow the
instruction while assembling.

ASSEMBLY INSTRUCTION

Round Drof Leaf Dining & Pub Table

Ø 42" x (2-9" Drop Leaf) x 30" & 36" H

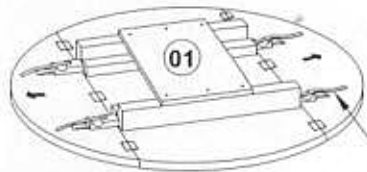
Model : DLU-TPD-4242-B (TSD-0915)

Model : DLU-TPD-4242-CB (PTSD-0915)

Sunset Trading®

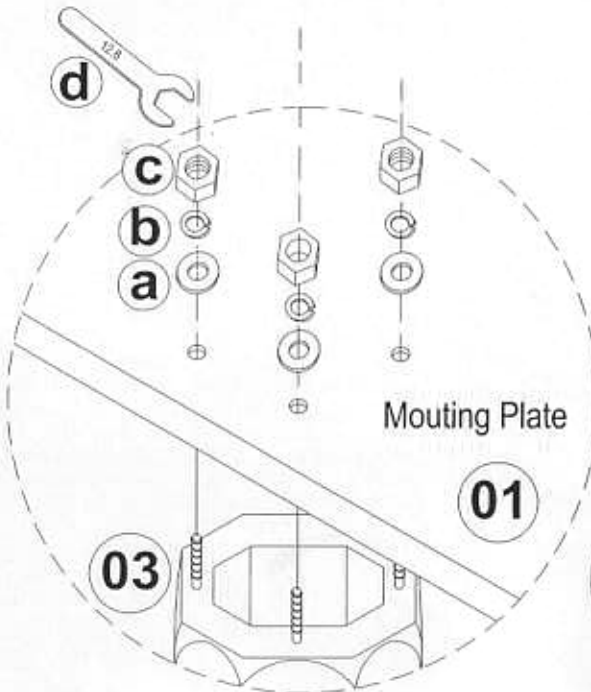
a div of Sunset Furniture Intl.LLC

- 1 Turn the under side of the Table Top over and place it on a clean and smooth surface such as rug or carpet to avoid the Table Top from being scratched .



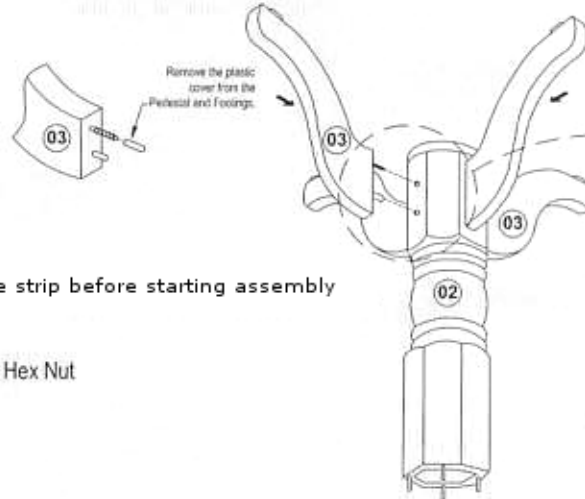
Remove strip before starting assembly

- 4 Fix the Pedestal with Flat Washer, Spring Washer & Hex Nut using the Spanner to tighten it.

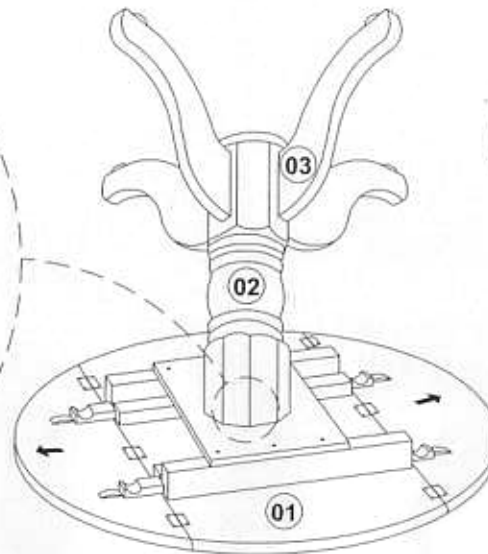
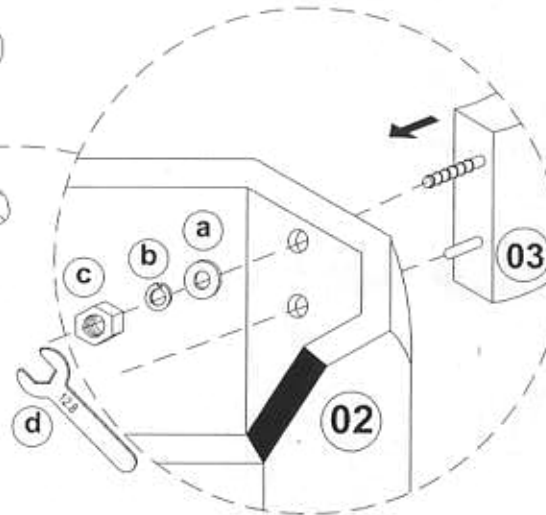


Mounting Plate

- 2 Fix the Footing to the Pedestal with the Flat Washer, Spring Washer And Hex Nut using the Spanner to tighten it.



- 3 Repeat the same step for the other three Footing .



Assembly Completed !!

List of Part For 1 Set

01		Table Top	1
02		Pedestal	1
03		Table Leg With Leveler	4

List of hardware For 1 Set

a		Flat Washer 3/8" x 22mm	8
b		Spring Washer 3/8"	8
c		Hexagon Nut 3/8" x 7mm	8
d		Spanner 12.8mm	1

⚠ Important Notes

- Keep all hardware parts out of reach of children.
- Must tighten screws periodically. With use screws will become loose. Check tightness of all screws every 6-8 weeks.
- Don't attempt to repair or modify parts that are broken or defective. Please contact the store immediately.
- Do not tighten all screw / bolt until all completely assembled

MADE IN MALAYSIA