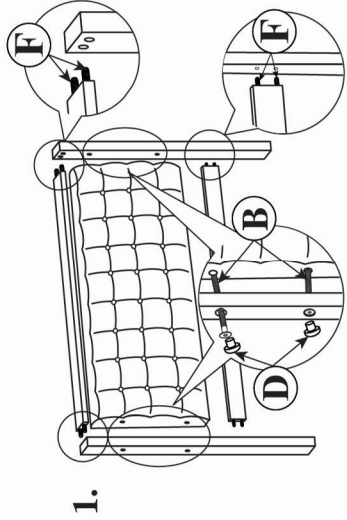


# SW 8085 - F / Q / K



Attach the headboard post (P1) to the headboard (P2).


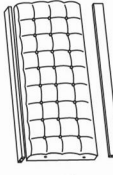





You will need to use hardware :

- B = 4pcs
- D = 4pcs
- F = 8pcs

## WARNING!!

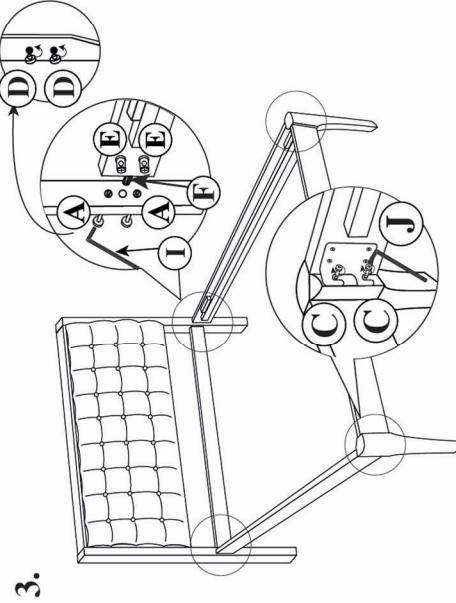
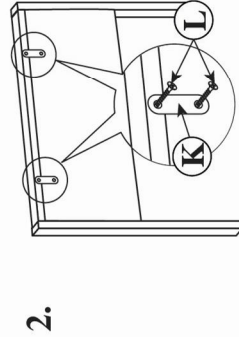
- Remove hardware from box and sort by size.
- Please check to see that hardware and parts are present prior start of assembly.
- Please follow attached instruction in the same sequence numbered to ensure fast and easy assembly.
- Do not use this bed if any part is broken, torn or missing.
- The assembly of this product requires two people.
- Do not use any power tools as this may damage the frame and will invalidate any claim.

## PART LIST

P1		Headboard Post = 2pcs
P2		Headboard = 1pcs
P3		Side Rail = 2pcs
P4		Footboard = 1pcs
P5		Centre Rail = 1pcs
P6		Support leg = 2pcs
P7		Bed Slats (F) = 14pcs Bed Slats (Q/K) = 15pcs

Attach the headboard (P2) using hardware :

- K = 2pcs
- L = 4pcs
















Attach the side rail (P3) to the headboard (P2) using hardware :

- A = 4pcs
- D = 4pcs
- E = 4pcs
- F = 2pcs
- I = 1pcs

Attach the side rail (P3) to the footboard (P4) using hardware :

- C = 4pcs
- J = 1pcs

## HARDWARE LIST

<b>A</b>		M6 x 100mm JCBC	4pcs
<b>B</b>		M6 x 50mm JCBC	6pcs
<b>C</b>		M8 x 16mm JCBB	4pcs
<b>D</b>		WOODEN PLUG	8pcs
<b>E</b>		BARREL NUT	4pcs
<b>F</b>		Ø8 x 35mm WOOD DOWEL	10pcs
<b>G</b>		ADJUSTER	2pcs
<b>H</b>		M4 X 25mm SCREW (F)	33pcs
		M4 X 25mm SCREW (Q/K)	35pcs
<b>I</b>		ALLEN KEY M4	1pcs
<b>J</b>		ALLEN KEY M5	1pcs
<b>K</b>		I PLAT	2pcs
<b>L</b>		M4 X 16 CSK	4pcs

Fix the adjuster (G) to the support leg (P6) using hardware :

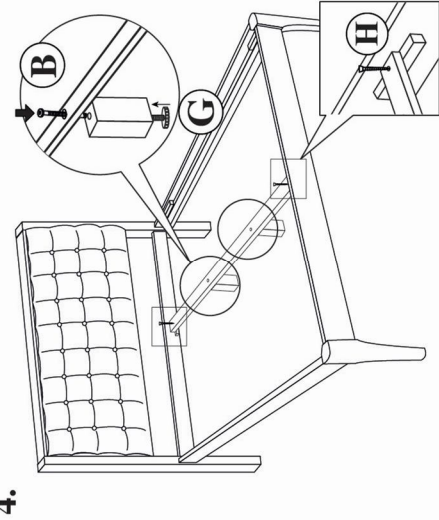
- G = 2pcs

Attach the support legs (P6) to the centre rail (P5) using hardware :

- B = 2pcs

Attach the centre rail (P5) to the headboard (P2) and footboard (P4) using hardware :

- H = 2pcs



Lay the slats (P7) between the side rail (P3) using hardware :

- H = 28pcs (F)
- or
- H = 30pcs (Q/K)

Attach the slats (P7) to the centre rail (P5) using hardware :

- H = 3pcs

