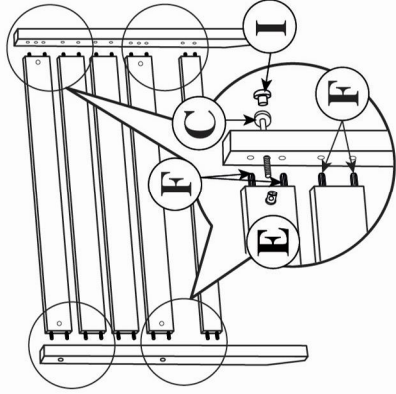


SW 8066 - F / Q / K










1. Attach the headboard post (P1) to the headboard (P2). You will need to use hardware :

- C = 4pcs
- E = 4pcs
- F = 20pcs
- I = 4pcs

WARNING!!

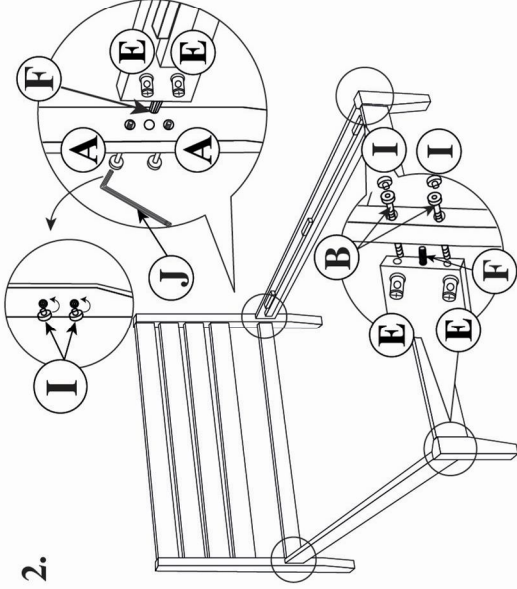
- Remove hardware from box and sort by size.
- Please check to see that hardware and parts are present prior start of assembly.
- Please follow attached instruction in the same sequence numbered to ensure fast and easy assembly.
- Do not use this bed if any part is broken, torn or missing.
- The assembly of this product requires two people.
- Do not use any power tools as this may damage the frame and will invalidate any claim.

PART LIST

P1		Headboard Post =	2pcs
P2		Headboard =	1pcs
P3		Side Rail =	2pcs
P4		Footboard =	1pcs
P5		Centre Rail =	1pcs
P6		Support leg =	2pcs
P7		Bed Slats (F) = 14pcs Bed Slats (Q/K) = 15pcs	

2. Attach the side rail (P3) to the headboard using hardware :

- A = 4pcs
- E = 4pcs
- F = 2pcs
- I = 4pcs
- J = 1pcs



Attach the side rail (P3) to the footboard (P4) using hardware :

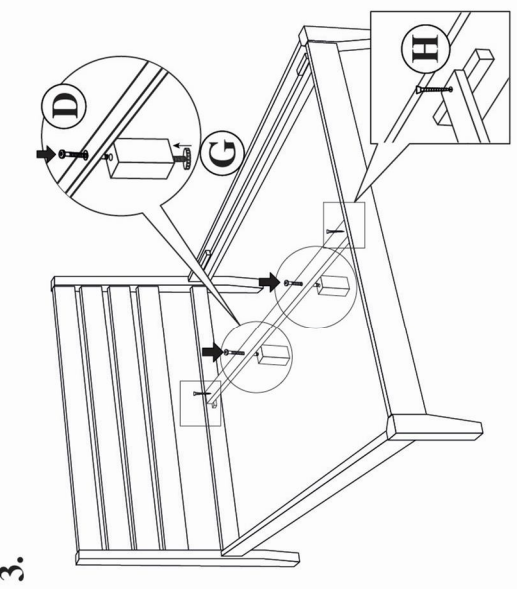
- B = 4pcs
- E = 4pcs
- F = 2pcs
- I = 4pcs
- J = 1pcs

3. Fix the adjuster (G) to the support leg (P6) using hardware :

- G = 2pcs

Attach the support legs (P6) to the centre rail (P5) using hardware :

- D = 2pcs

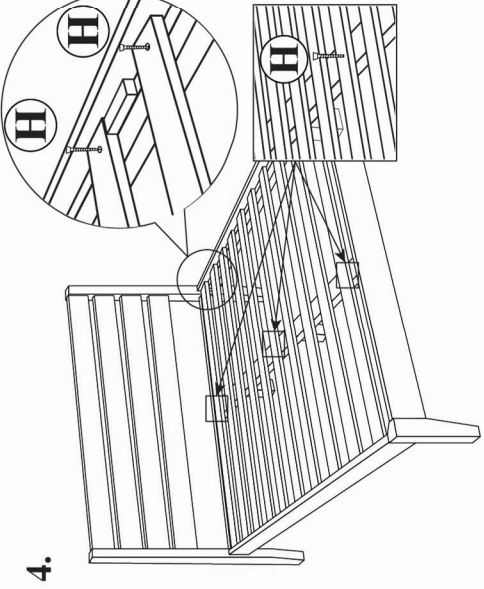


Attach the centre rail (P5) to the headboard (P2) and footboard (P4) using hardware :

- H = 2pcs

4. Lay the slats (P7) between the side rail (P3) using hardware :











- H = 28pcs (F)
or
H = 30pcs (Q/K)



Attach the slats (P7) to the centre rail (P5) using hardware :

- H = 3pcs

HARDWARE LIST

A		M6 x 100mm JCBC	4pcs
B		M6 x 90mm JCBC	4pcs
C		M6 x 70mm JCBC	4pcs
D		M6 x 50mm JCBC	2pcs
E		BARREL NUT	12pcs
F		Ø8 x 35mm WOOD DOWEL	24pcs
G		ADJUSTER	2pcs
H		M4 X 25mm SCREW (F) M4 X 25mm SCREW (Q/K)	33pcs 35pcs
I		WOODEN PLUG	12pcs
J		ALLEN KEY	1pcs

