



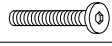






ASSEMBLY INSTRUCTIONS

MODEL : RDS S0019L - 2.5ER

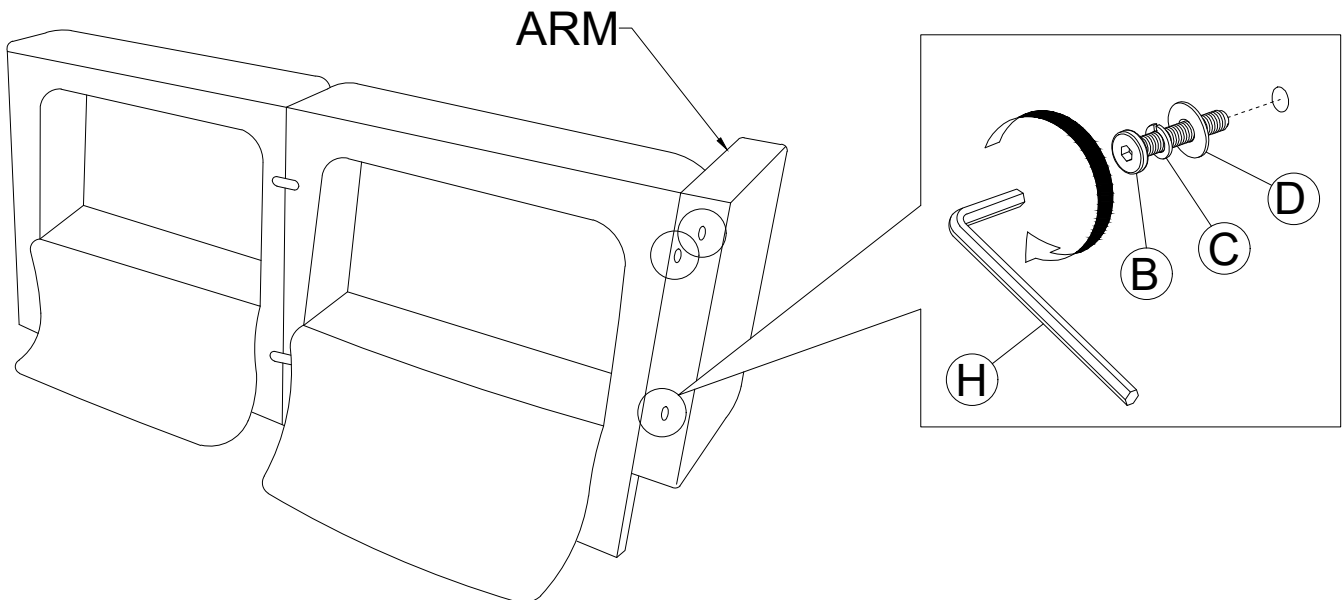
NO.	HARDWARE LIST	QTY
A	LEG 	6 PCS
B	JCBB BOLT M8 x 50mm 	3 PCS
C	SPRING WASHER M8 	3 PCS
D	FLAT WASHER M8 	3 PCS
E	JCBC BOLT M6 x 40mm 	12 PCS
F	SPRING WASHER M6 	12 PCS
G	FLAT WASHER M6 	12 PCS
H	ALLEN KEY M5 	1 PC



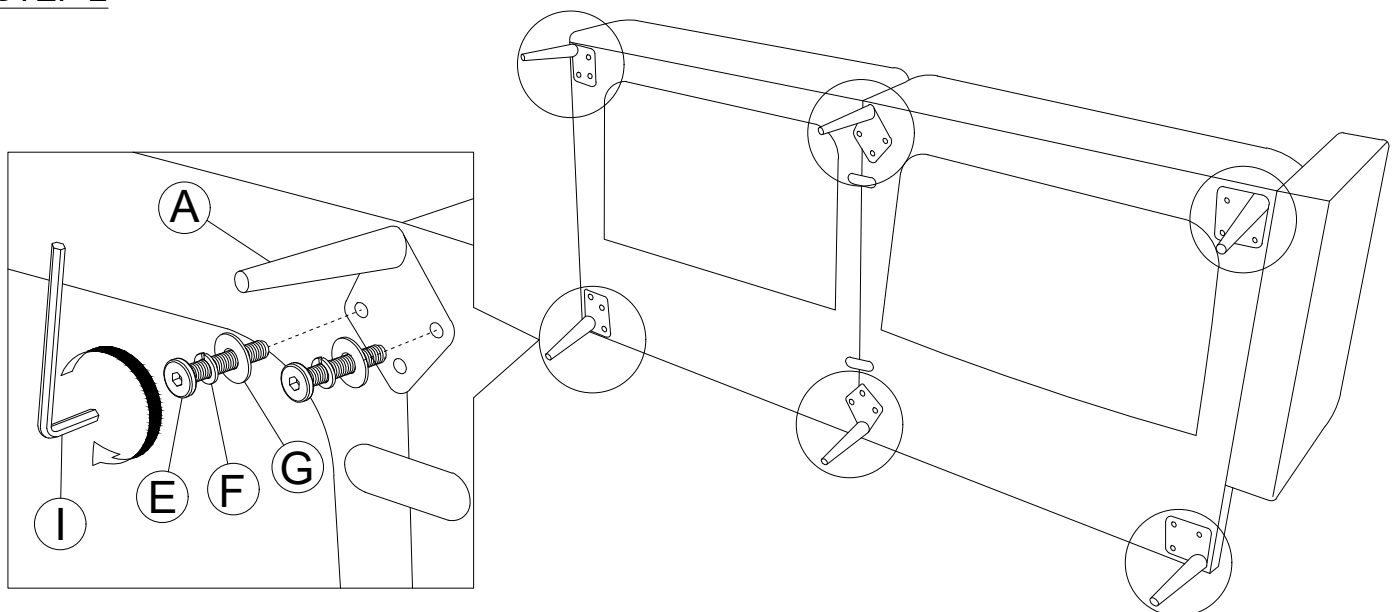
FULLY ASSEMBLY

I	ALLEN KEY M4 	1 PC
---	---	------

STEP 1





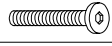





STEP 2




ASSEMBLY INSTRUCTIONS

MODEL : RDS S0019L - 1.5CL

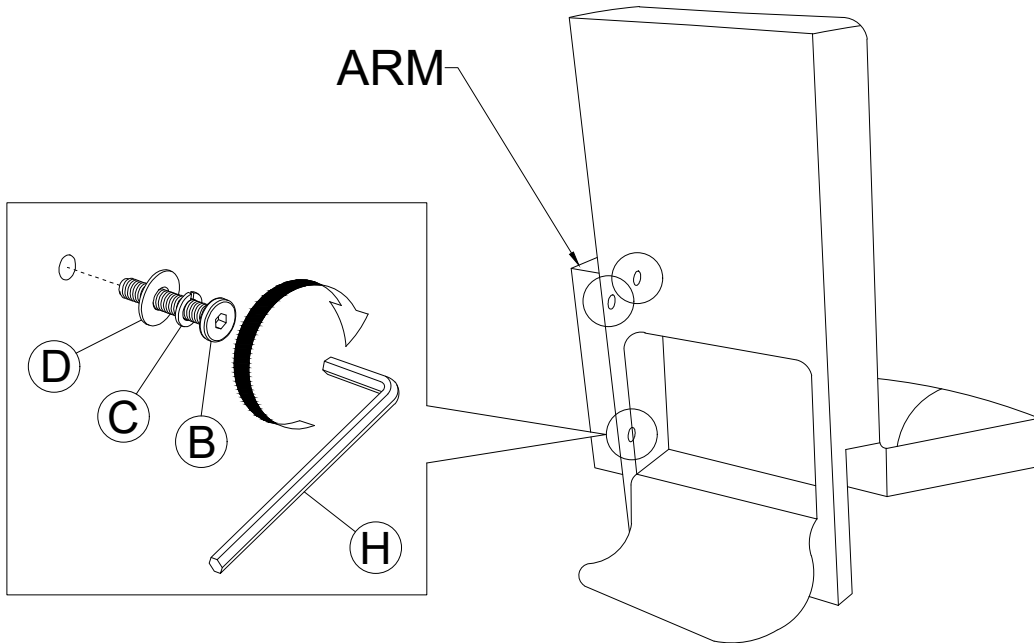
NO.	HARDWARE LIST	QTY
A	LEG 	4 PCS
B	JCBB BOLT M8 x 50mm 	3 PCS
C	SPRING WASHER M8 	3 PCS
D	FLAT WASHER M8 	3 PCS
E	JCBC BOLT M6 x 40mm 	8 PCS
F	SPRING WASHER M6 	8 PCS
G	FLAT WASHER M6 	8 PCS
H	ALLEN KEY M5 	1 PC

I	ALLEN KEY M4 	1 PC
---	---	------



FULLY ASSEMBLY

STEP 1



STEP 2

