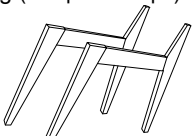
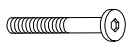



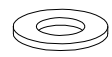

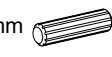

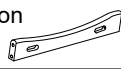






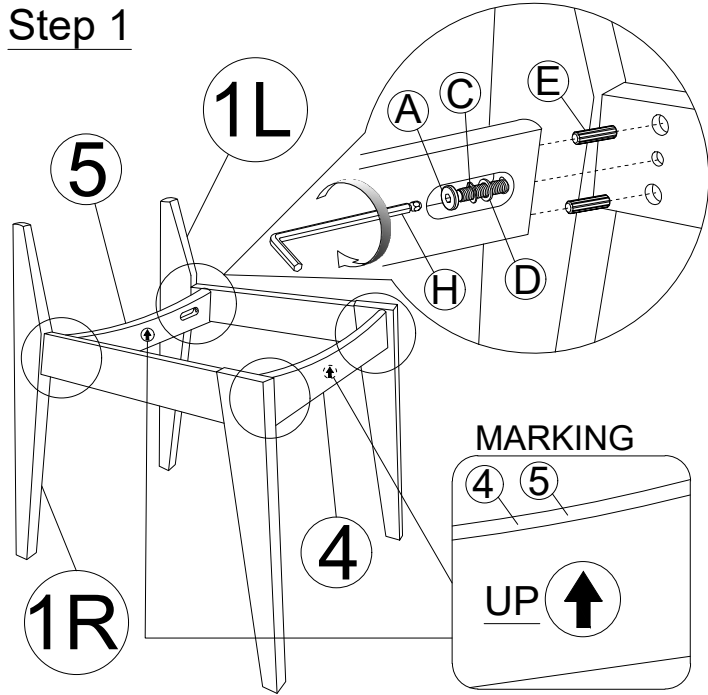
ASSEMBLY INSTRUCTIONS

MODEL : RDC 827

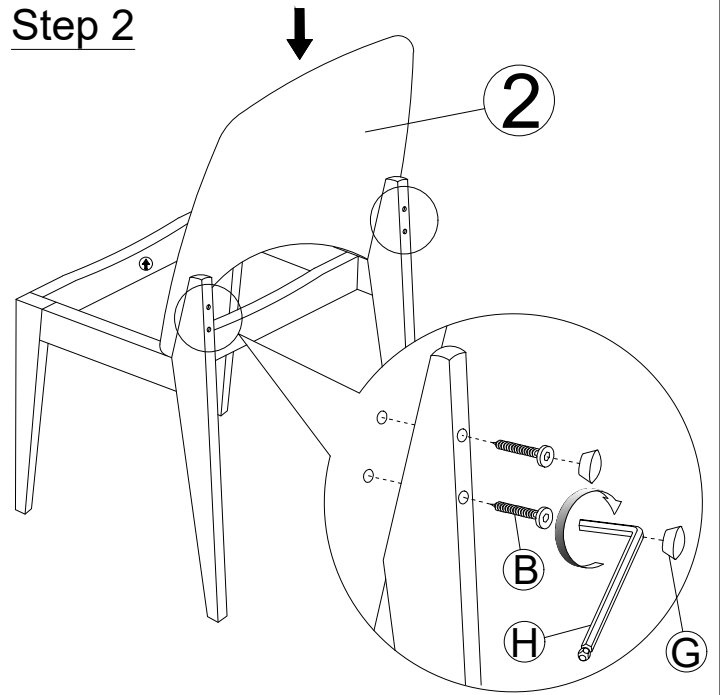
ITEM	HARDWARE NAME	QTY	ITEM	HARDWARE NAME	QTY
1	Leg (R=1pc & L=1pc) 	2 PCS	A	JCBC BOLT M6 X 45 mm 	4 PCS
			B	JCBC/W BOLT M6 X 32 mm 	4 PCS
2	Back Rest 	1 PC	C	SPRING WASHER M6 	4 PCS
			D	FLAT WASHER M6 	4 PCS
3	Cushion Seat 	1 PC	E	WOOD DOWEL M8x30mm 	8 PCS
			F	RATTAN SCREW M4 x 30 mm 	6 PCS
4	Front Apron (Long) 	1 PC	G	Wood Button 	4 PCS
5	Back Apron (Short) 	1 PC	H	ALLEN KEY M4 	1 PC



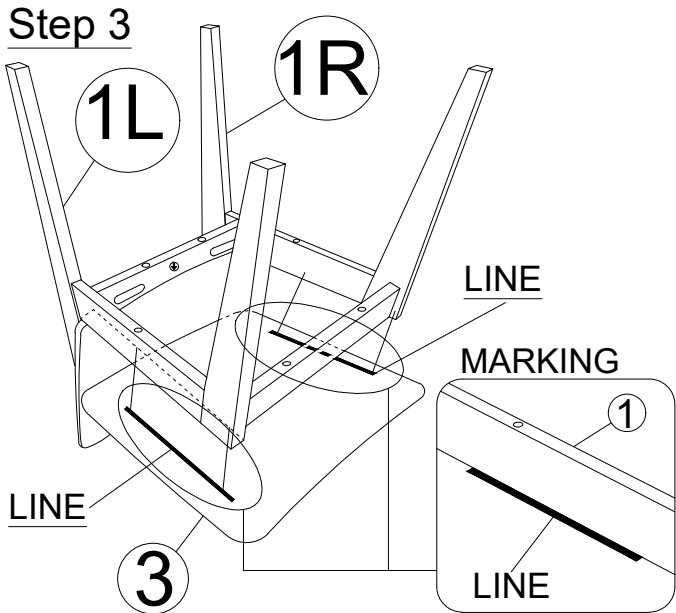
Step 1



Step 2



Step 3



Step 4

