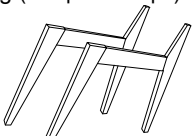
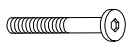





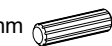

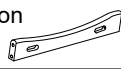



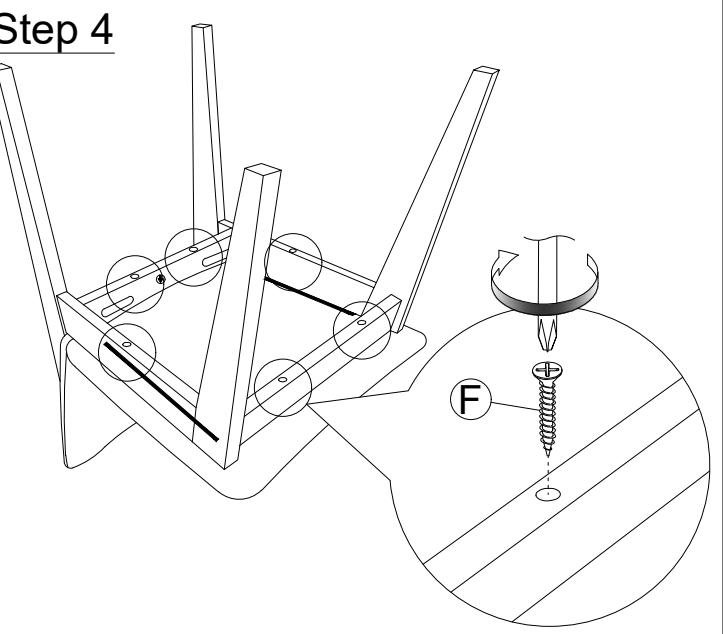
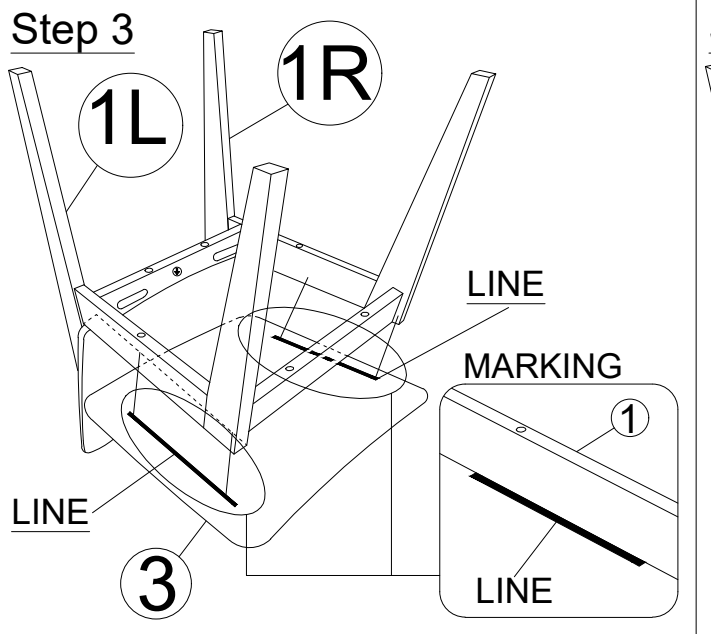
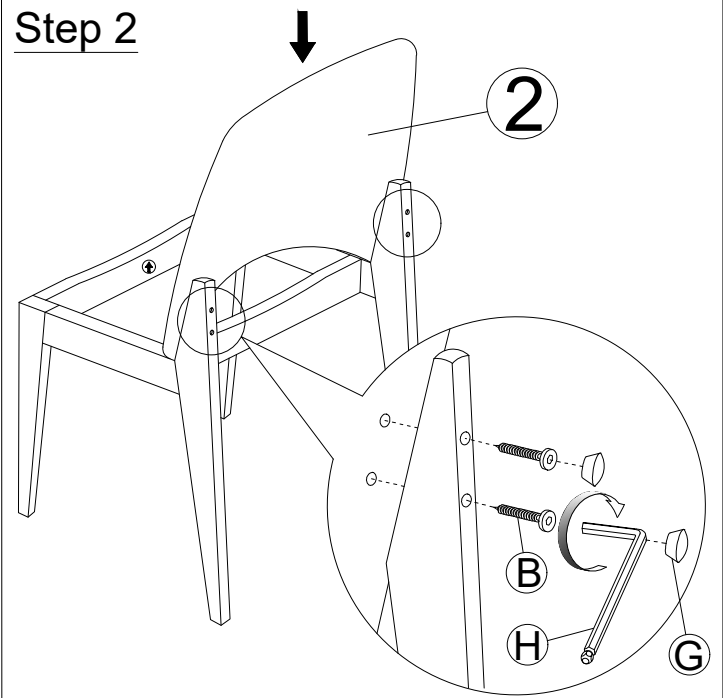
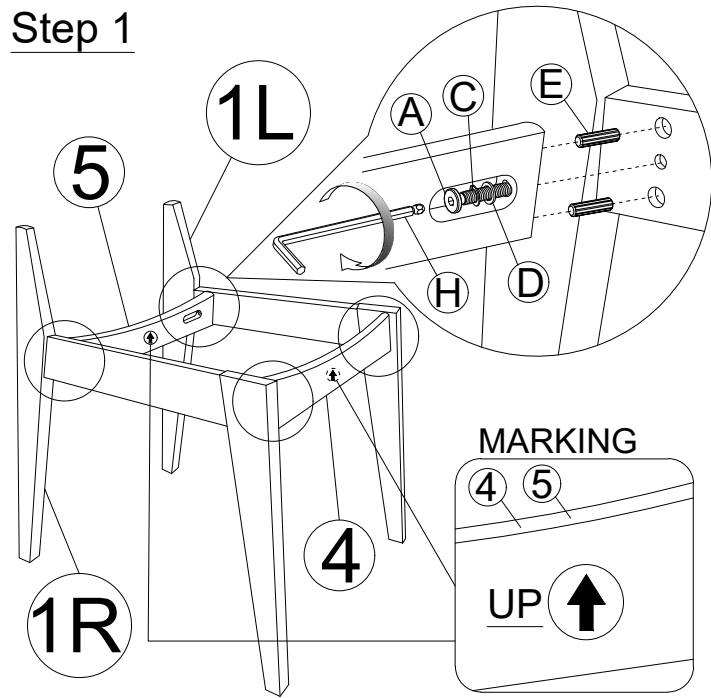



ASSEMBLY INSTRUCTIONS


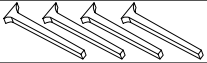
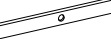
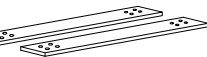

MODEL : RDC 827

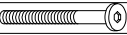








ITEM	HARDWARE NAME	QTY	ITEM	HARDWARE NAME	QTY
1	Leg (R=1pc & L=1pc) 	2 PCS	A	JCBC BOLT M6 X 45 mm 	4 PCS
			B	JCBC/W BOLT M6 X 32 mm 	4 PCS
2	Back Rest 	1 PC	C	SPRING WASHER M6 	4 PCS
			D	FLAT WASHER M6 	4 PCS
3	Cushion Seat 	1 PC	E	WOOD DOWEL M8x30mm 	8 PCS
			F	RATTAN SCREW M4 x 30 mm 	6 PCS
4	Front Apron (Long) 	1 PC	G	Wood Button 	4 PCS
5	Back Apron (Short) 	1 PC	H	ALLEN KEY M4 	1 PC



ASSEMBLY INSTRUCTIONS

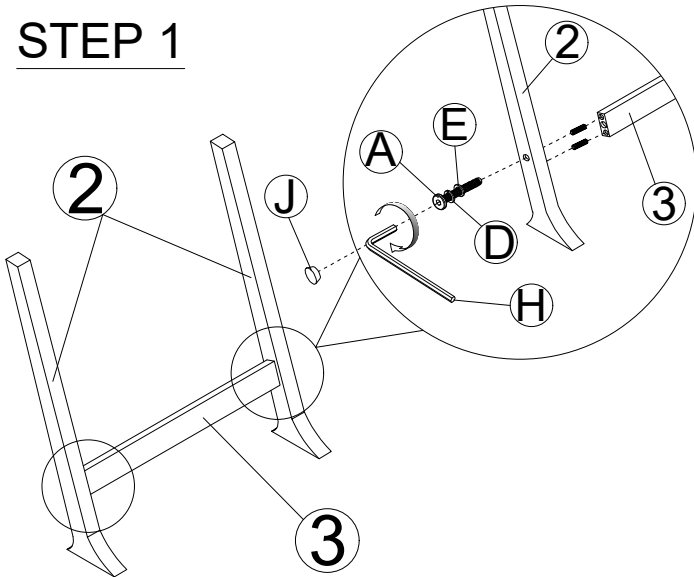
MODEL : RDT 347 (1500)

ITEM	PART LIST	QTY
1	Table Top 	1 PC
2	Table Leg 	4 PCS
3	Leg Support 	2 PC
4	Table Base 	2 PCS
5	Table Support 	2 PCS

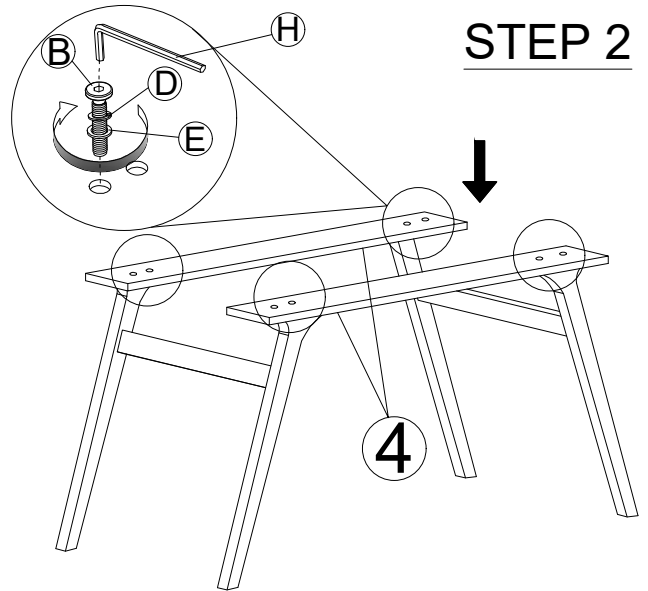
ITEM	HARDWARE LIST	DESCRIPTION	QTY
A	JCBC Bolt M6 x 50 mm		4 PCS
B	JCBC Bolt M6 x 40 mm		8 PCS
C	WOOD DOWEL M8 x 30 mm		8 PCS
D	Spring Washer		12 PCS
E	Flat Washer M6 x 13mm		12 PCS
F	CSK M4 x 30 mm		10 PCS
G	CSK M4 x 13 mm		6 PCS
H	Allan Key		1 PC
J	Wood Button 14.5		4 PCS



STEP 1



STEP 2



STEP 3

