
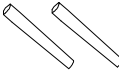
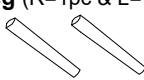

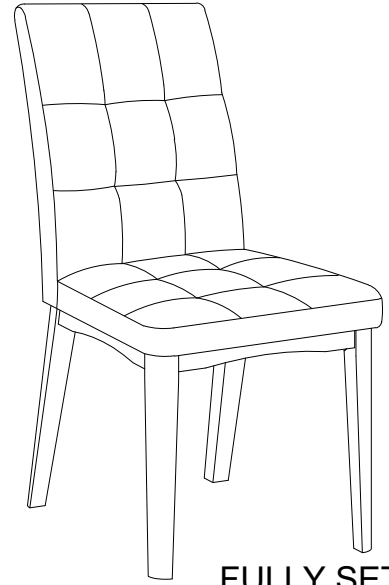


ASSEMBLY INSTRUCTIONS

MODEL : RDC 714

NO.	PART LIST	QTY
1	Chair Body 	1 PC
2	Front Leg 	2 PCS
3	Back Leg (R=1pc & L=1pc) 	2 PCS

NO.	HARDWARE LIST	QTY
A	JCBC M6 X 50mm 	8 PCS
B	Spring Washer M6 	8 PCS
C	Flat Washer M6 	8 PCS
D	Allen Key M4 	1 PC



FULLY SET-UP

