
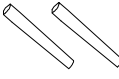
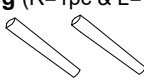
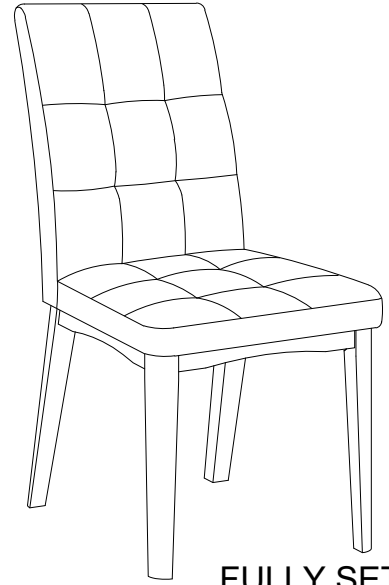


ASSEMBLY INSTRUCTIONS

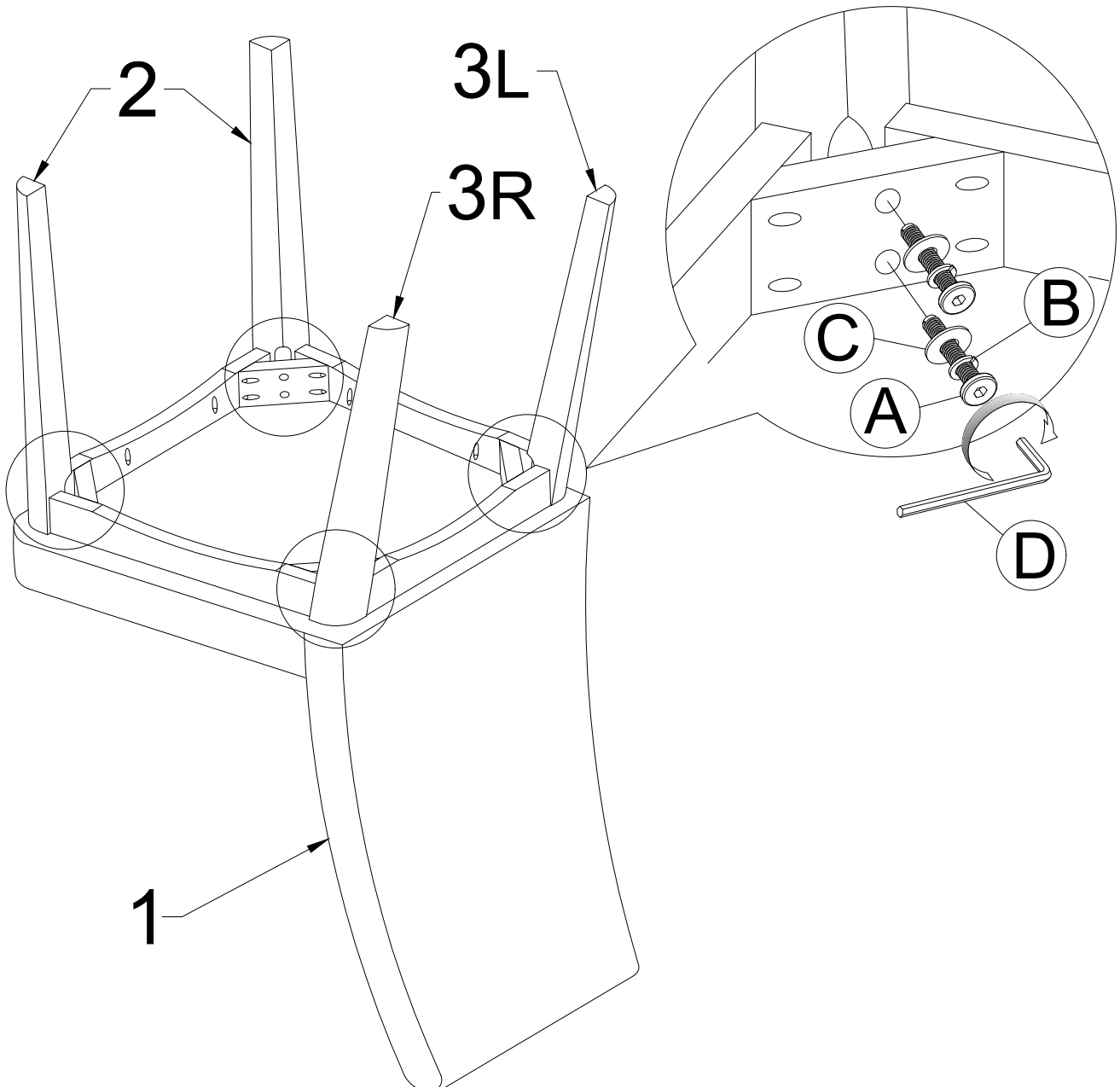
MODEL : RDC 714

NO.	PART LIST	QTY
1	Chair Body 	1 PC
2	Front Leg 	2 PCS
3	Back Leg (R=1pc & L=1pc) 	2 PCS

NO.	HARDWARE LIST	QTY
A	JCBC M6 X 50mm 	8 PCS
B	Spring Washer M6 	8 PCS
C	Flat Washer M6 	8 PCS
D	Allen Key M4 	1 PC


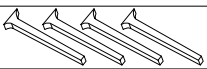
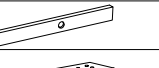




FULLY SET-UP




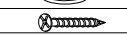






ASSEMBLY INSTRUCTIONS

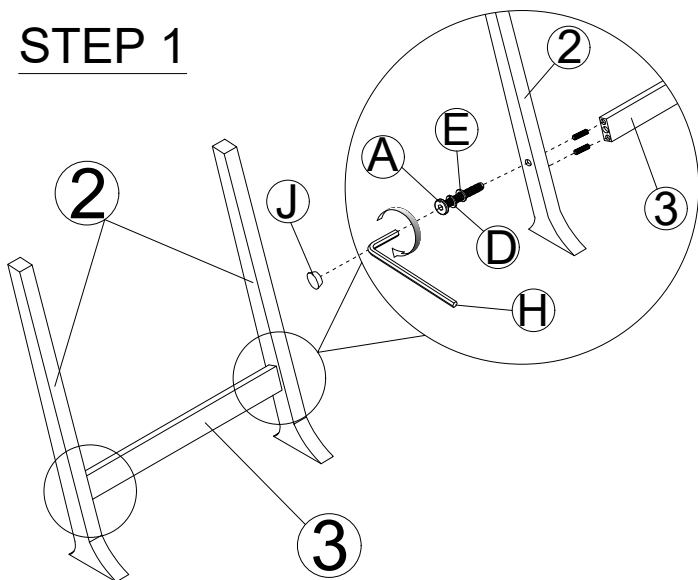
MODEL : RDT 347 (1500)

ITEM	PART LIST	QTY
1	Table Top 	1 PC
2	Table Leg 	4 PCS
3	Leg Support 	2 PC
4	Table Base 	2 PCS
5	Table Support 	2 PCS

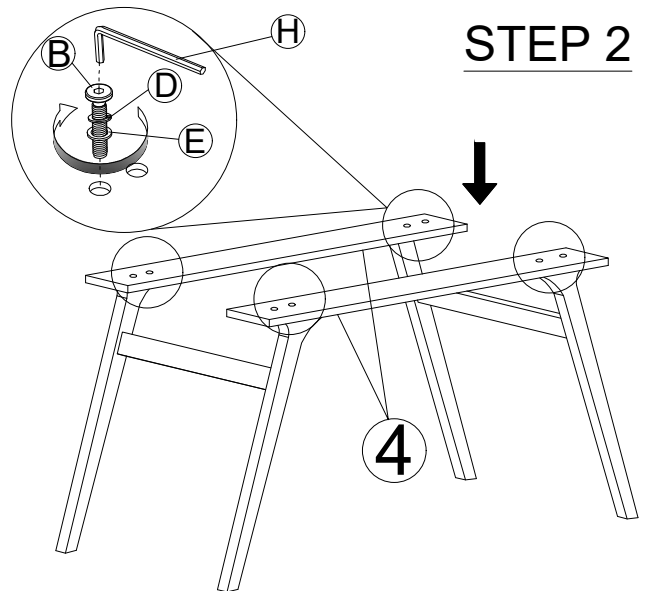


ITEM	HARDWARE LIST	DESCRIPTION	QTY
A	JCBC Bolt M6 x 50 mm		4 PCS
B	JCBC Bolt M6 x 40 mm		8 PCS
C	WOOD DOWEL M8 x 30 mm		8 PCS
D	Spring Washer		12 PCS
E	Flat Washer M6 x 13mm		12 PCS
F	CSK M4 x 30 mm		10 PCS
G	CSK M4 x 13 mm		6 PCS
H	Allan Key		1 PC
J	Wood Button 14.5		4 PCS

STEP 1



STEP 2



STEP 3

