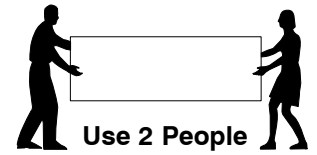
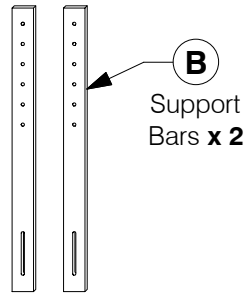
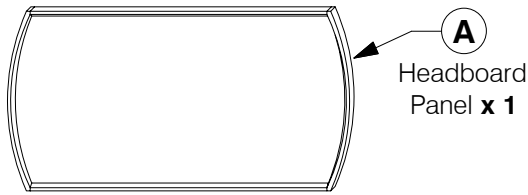


9754 Twin Headboard

Assembly Instructions

W11-0720

1 Parts List



2 Hardware List



1 M6 x 35mm JCB
x 10



2 Spring Washer
x 10



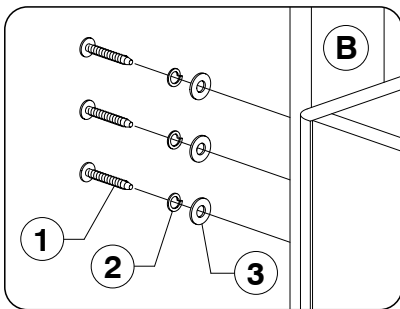
3 Flat Washer
x 10



4 Allen Key
x 1

Note: Do not assemble using power tools. This can cause the bolts to be overtightened

3 Assemble the Support Bars (B) to the Headboard Panel.



✓ Footboard, Rails & Slats are packed in separate Boxes with Bolts.

4 Assemble the Headboard Panel (A) to the Support Bars (B).

