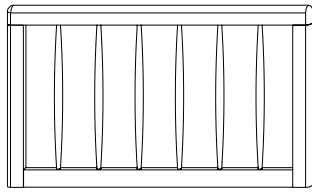


9730 Twin Headboard

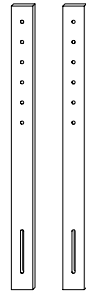
Assembly Instructions

WII-0720

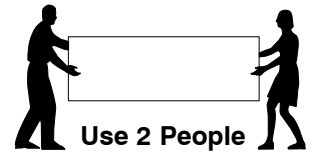
1 Parts List



A Headboard Panel x 1



B
Support
Bars x 2



2 Hardware List



1 M6 x 35mm JCB
x 10



2 Spring Washer
x 10



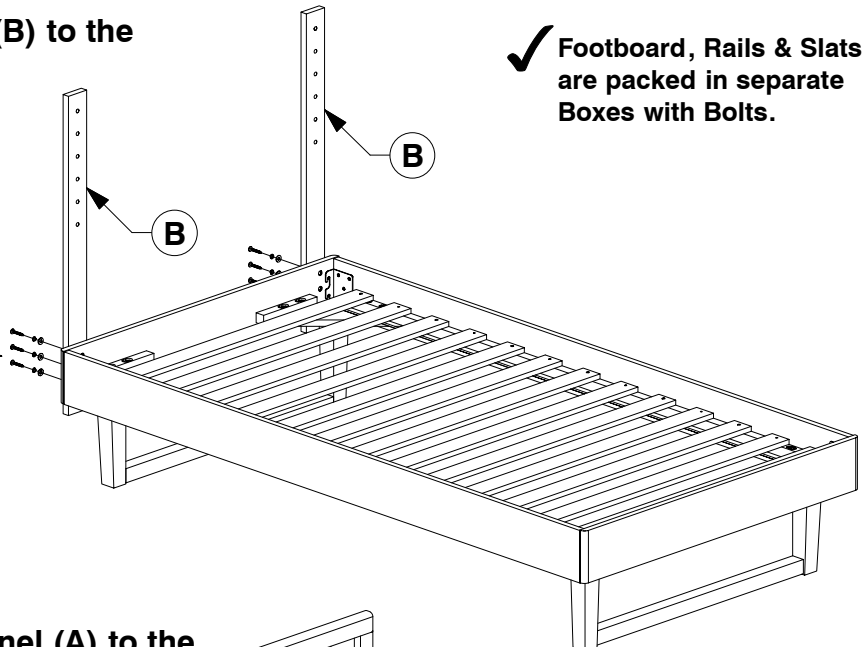
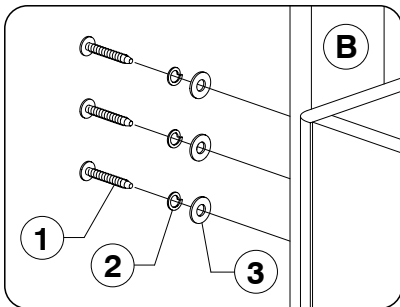
3 Flat Washer
x 10



4 Allen Key
x 1

Note: Do not assemble
using power tools.
This can cause the bolts
to be overtightened

3 Assemble the Support Bars (B) to the Headboard Panel.



✓ Footboard, Rails & Slats
are packed in separate
Boxes with Bolts.

4 Assemble the Headboard Panel (A) to the Support Bars (B).

