

# ASSEMBLY INSTRUCTION

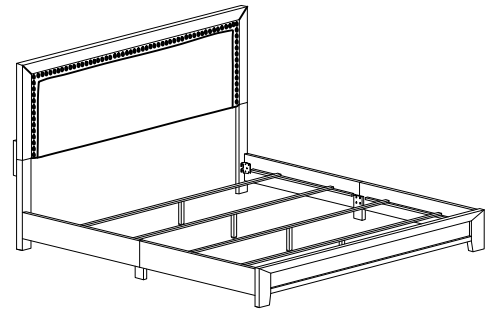
ITEM : B9255-F- BED / B9255-Q- BED

**BOX OF BED  
BED**

ITEM	DRAWING	DESCRIPTION	QTY
A		HEAD BOARD	1
B		HEAD BOARD LEG (L)	1
C		HEAD BOARD LEG (R)	1
D		FOOT BOARD	1
E		SIDE RAIL	2
F		SIDE RAIL	2
G		SLAT	4
H		SIDE RAIL SUPPORT LEG	2
I		SUPPORT LEG	4

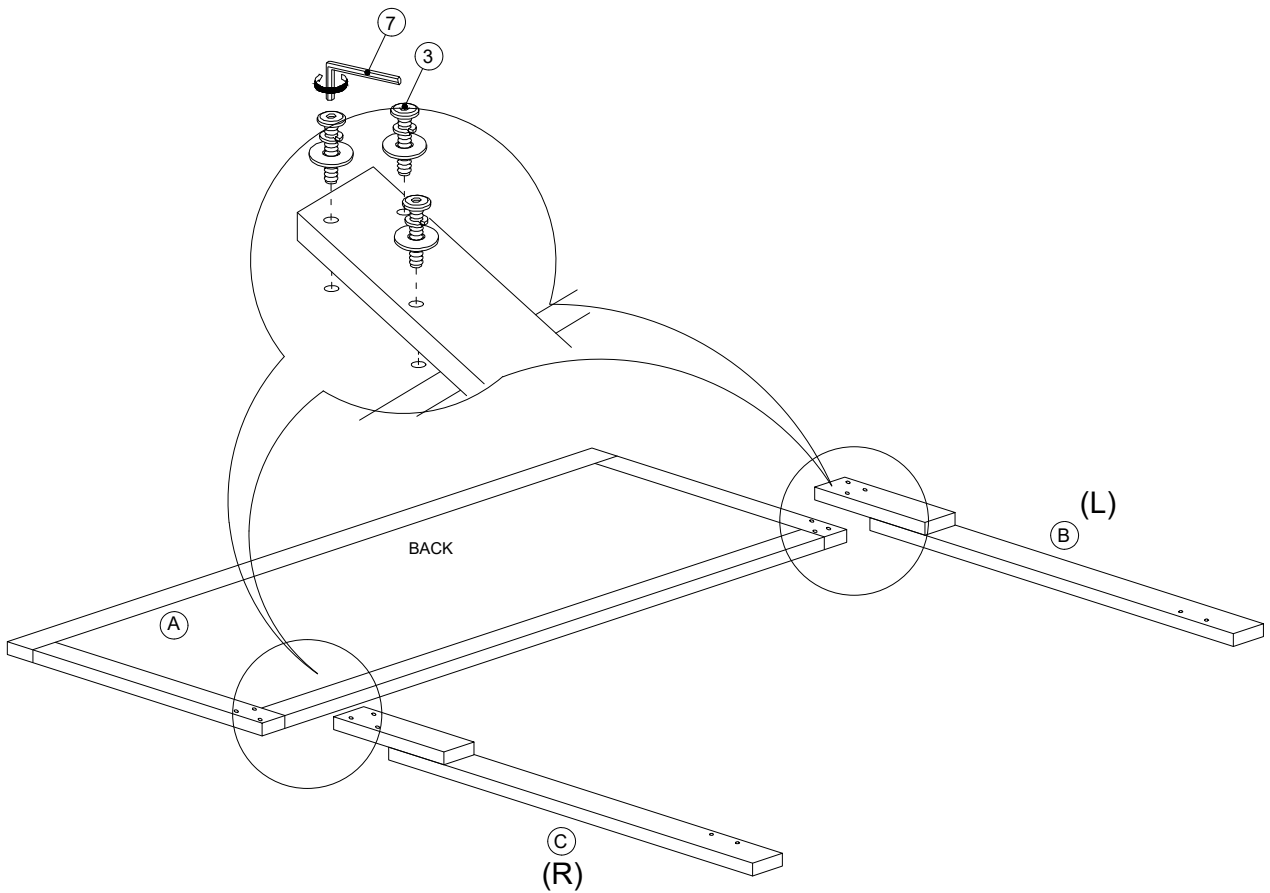
**BOX OF BED  
HARDWARE LIST**

ITEM	DRAWING	DESCRIPTION	QTY
1		JCBB SCREW M8x20mm	8
2		JCBB SCREW M8x30mm	8
3		JCBB SCREW M8x35mm	6
4		JCBC SCREW M6x35mm	4
5		CSK SCREW M4x32mm	8
6		L-KEY M4x65mm	1
7		L-KEY M5x65mm	1



**COMPLETED BED ASSEMBLY**

**STEP 1**



THE HARDWARE IS LOCATED IN THE PACKING ITEMS

PAGE 01 OF 02

NOTE : MUST TIGHT SCREWS PERIODICALL. WITH USE SCREWS MAY BECOME LOOSE.  
CHECK TIGHTNESS OF ALL SCREWS EVERY 6-8 WEEKS.

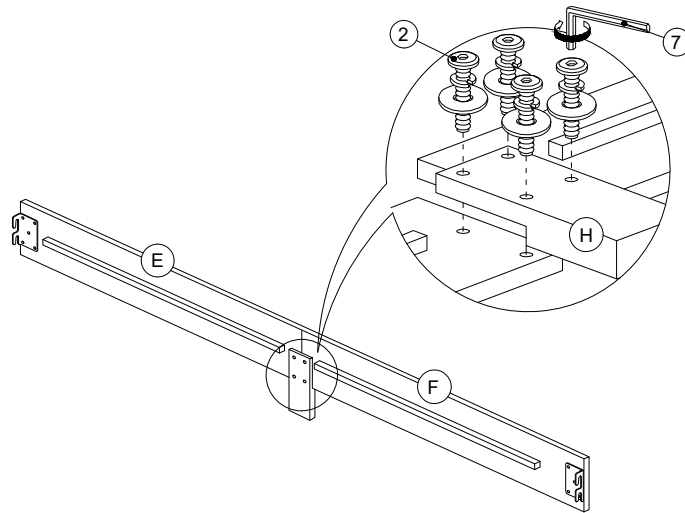
MADE IN MALAYSIA

# ASSEMBLY INSTRUCTION

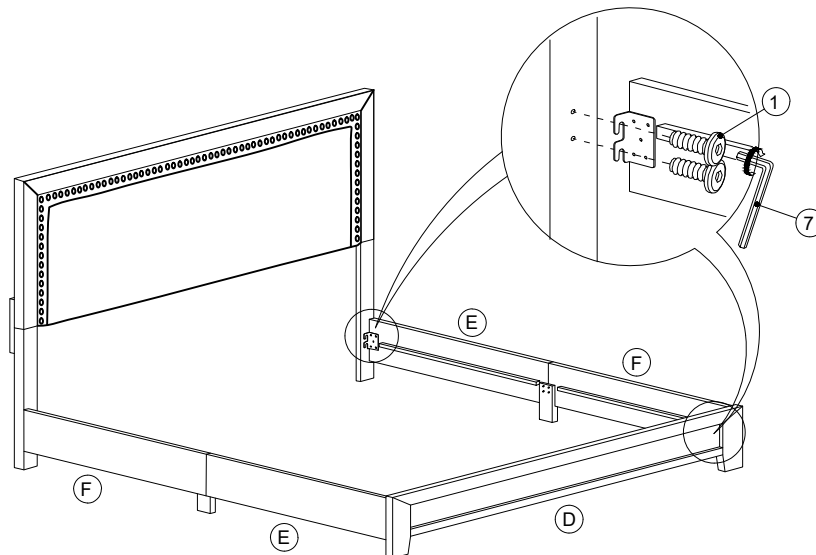
ITEM : B9255-F- BED / B9255-Q- BED

STEP 2

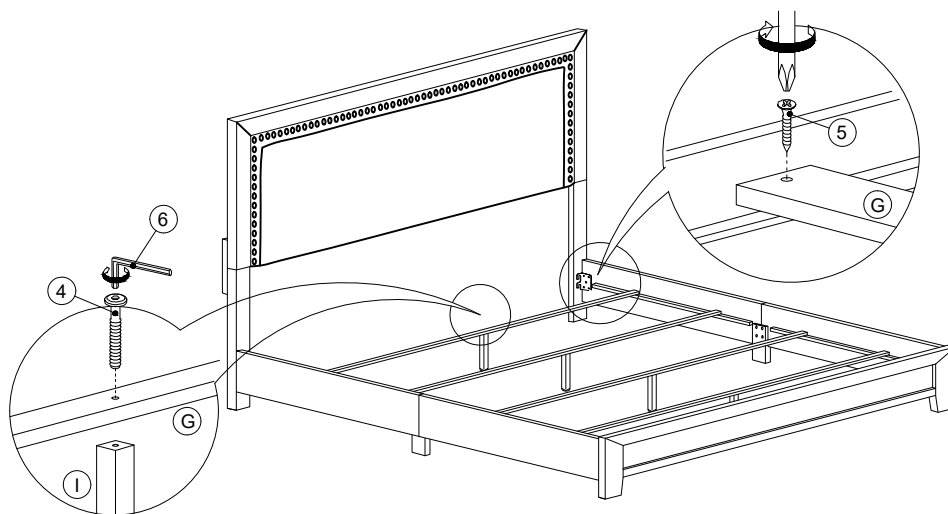
x2



STEP 3



STEP 4



THE HARDWARE IS LOCATED IN THE PACKING ITEMS

PAGE 02 OF 02

NOTE : MUST TIGHT SCREWS PERIODICALL. WITH USE SCREWS MAY BECOME LOOSE.  
CHECK TIGHNESS OF ALL SCREWS EVERY 6-8 WEEKS.

MADE IN MALAYSIA