

















# ASSEMBLY INSTRUCTION

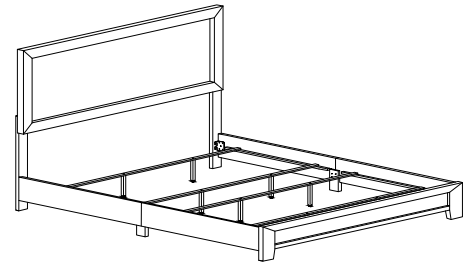
ITEM : B9250-K-BED / B9250-CK-BED

**BOX OF BED  
BED**

| ITEM | DRAWING   | DESCRIPTION           | QTY |
|------|---|-----------------------|-----|
| A    |  | HEAD BOARD            | 1   |
| B    |  | HEAD BOARD LEG (L)    | 1   |
| C    |  | HEAD BOARD LEG (R)    | 1   |
| D    |  | FOOT BOARD            | 1   |
| E    |  | SIDE RAIL             | 2   |
| F    |  | SIDE RAIL             | 2   |
| G    |  | SLAT                  | 4   |
| H    |  | SIDE RAIL SUPPORT LEG | 2   |
| I    |  | SUPPORT LEG           | 8   |

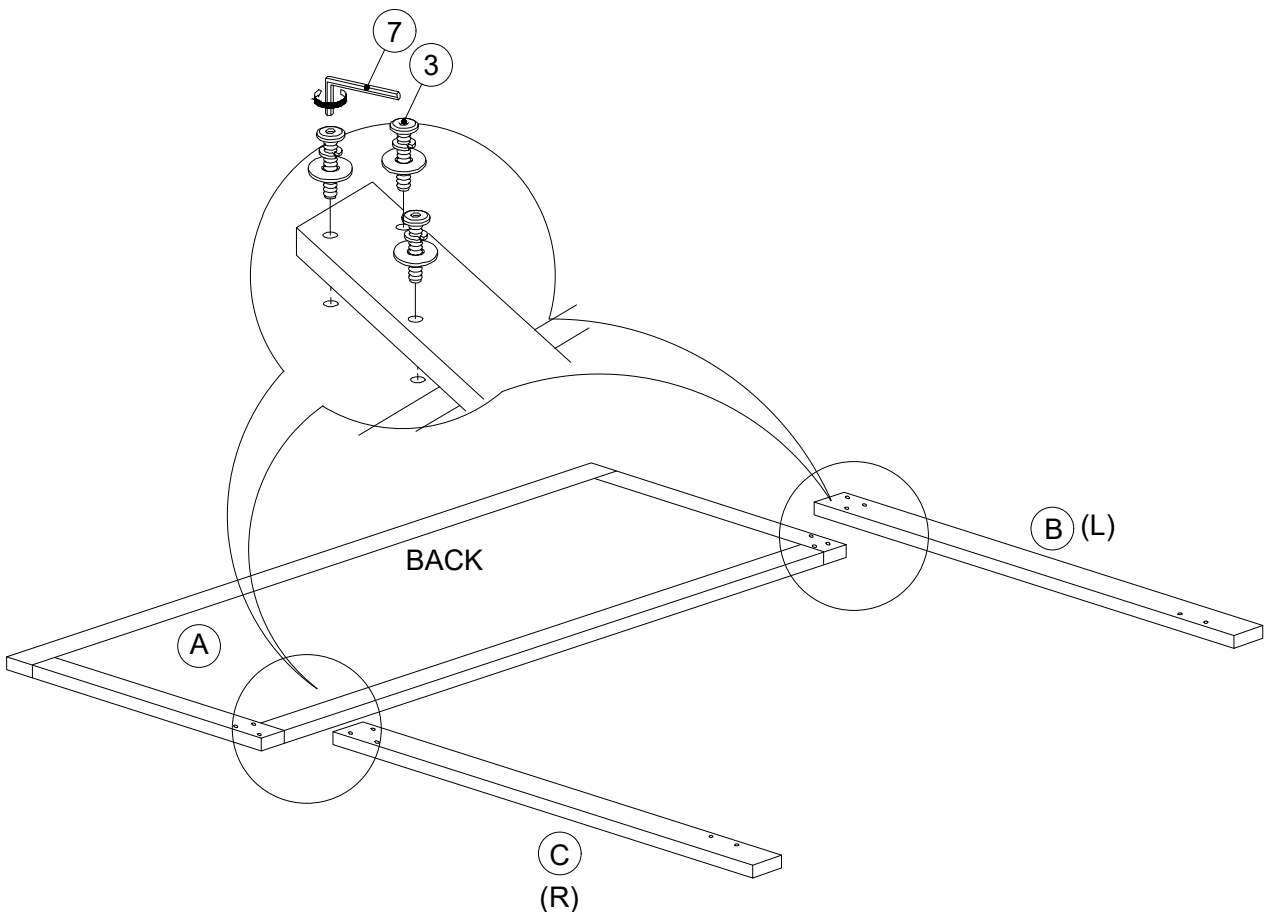
**BOX OF BED  
HARDWARE LIST**

| ITEM | DRAWING   | DESCRIPTION        | QTY |
|------|---|--------------------|-----|
| 1    |  | JCBB SCREW M8x16mm | 8   |
| 2    |  | JCBB SCREW M8x30mm | 8   |
| 3    |  | JCBB SCREW M8x40mm | 6   |
| 4    |  | JCBC SCREW M6x35mm | 8   |
| 5    |  | CSK SCREW M4x32mm  | 8   |
| 6    |  | L-KEY M4x65mm      | 1   |
| 7    |  | L-KEY M5x65mm      | 1   |



**COMPLETED BED ASSEMBLY**

**STEP 1**



THE HARDWARE IS LOCATED IN THE PACKING ITEMS

PAGE 01 OF 02

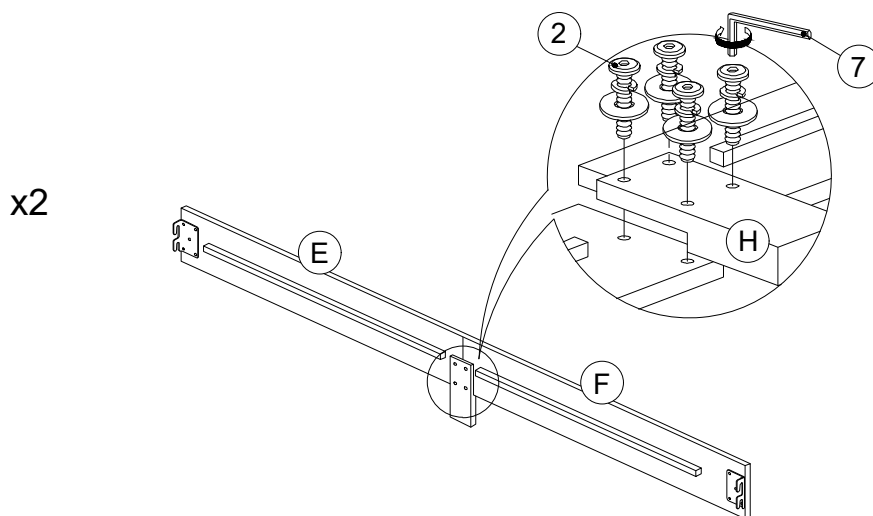
NOTE : MUST TIGHT SCREWS PERIODICALL. WITH USE SCREWS MAY BECOME LOOSE.  
CHECK TIGHNESS OF ALL SCREWS EVERY 6-8 WEEKS.

MADE IN MALAYSIA

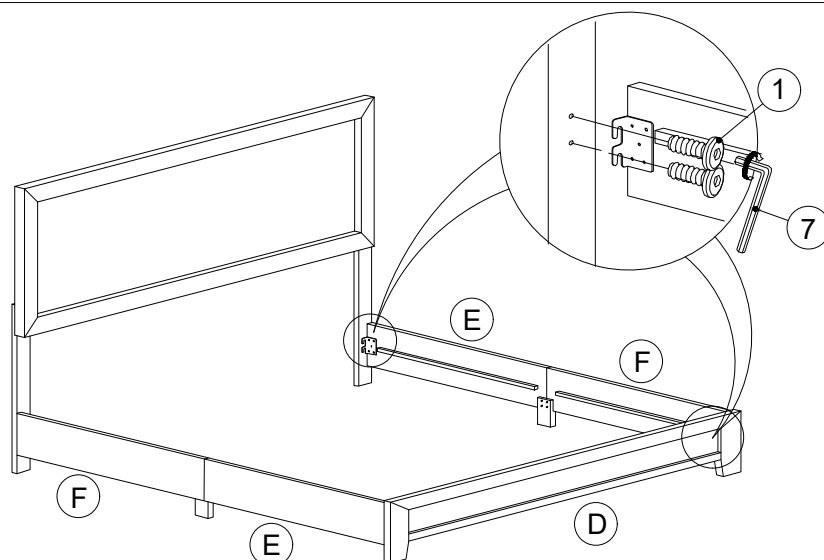
# ASSEMBLY INSTRUCTION

ITEM : B9250-K-BED / B9250-CK-BED

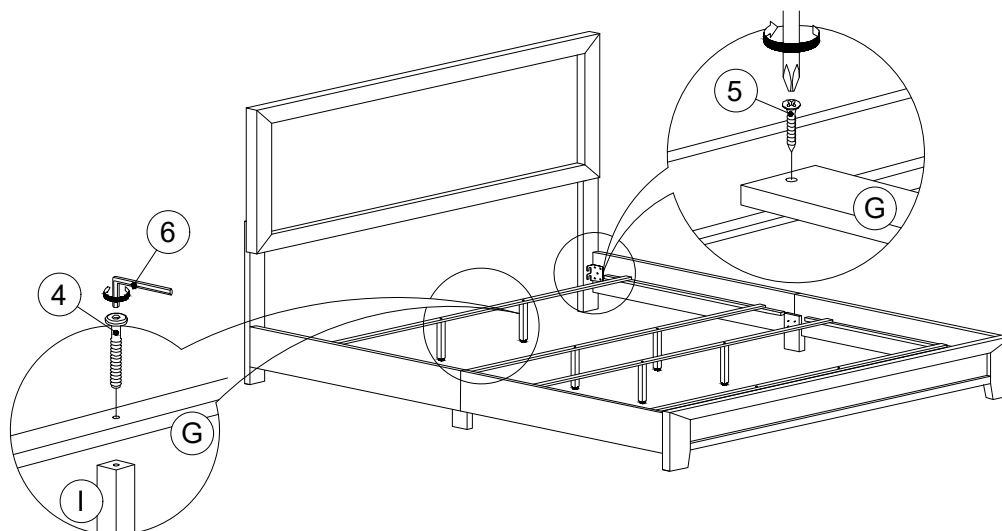
## STEP 2



## STEP 3



## STEP 4



THE HARDWARE IS LOCATED IN THE PACKING ITEMS

PAGE 02 OF 02

NOTE : MUST TIGHT SCREWS PERIODICALL. WITH USE SCREWS MAY BECOME LOOSE.  
CHECK TIGHNESS OF ALL SCREWS EVERY 6-8 WEEKS.

MADE IN MALAYSIA