

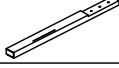





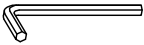


ASSEMBLY INSTRUCTION

MODEL NO: B6700-T-HBFB & B6700-FT-RAIL
B6710-T-HBFB & B6710-FT-RAIL
FOR HEADBOARD, FOOTBOARD & SIDE RAIL

(BOX 1)
BOX OF HEADBOARD & FOOTBOARD

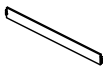
ITEM	DRAWING	DESCRIPTION	QTY
A		HEADBOARD PANEL	1
B		LEFT HEADBOARD LEG	1
C		RIGHT HEADBOARD LEG	1
D		FOOTBOARD	1
E		WOODEN SLAT	4

(BOX 1)
HARDWARE LIST

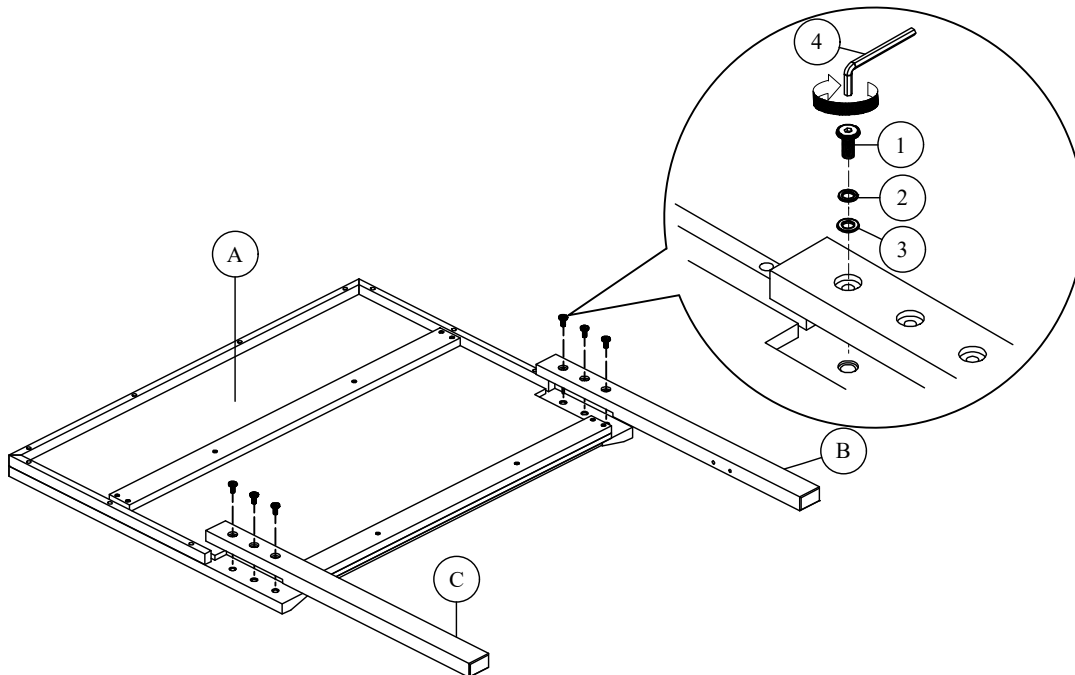
ITEM	DRAWING	DESCRIPTION	QTY
1		JCBC M8 x 35mm With Spring Washer With Flat Washer	6
2		ALLEN KEY (M5)	1
3		CSK SCREW (M4 x 32mm)	8
4		SCREW DRIVER (*)	1

The manufacturer does not provide item 6.

(BOX 2)
BOX OF SIDE RAIL

F		SIDE RAIL	2
---	---	-----------	---

Step 1



THE HARDWARE IS LOCATED IN THE PACKING ITEMS

NOTE : MUST TIGHTEN SCREWS PERIODICALLY. WITH USE SCREWS MAY LOOSE.
CHECK TIGHNESS OF ALL SCREWS VERY 6-8 WEEKS.

CLEANING INSTRUCTION

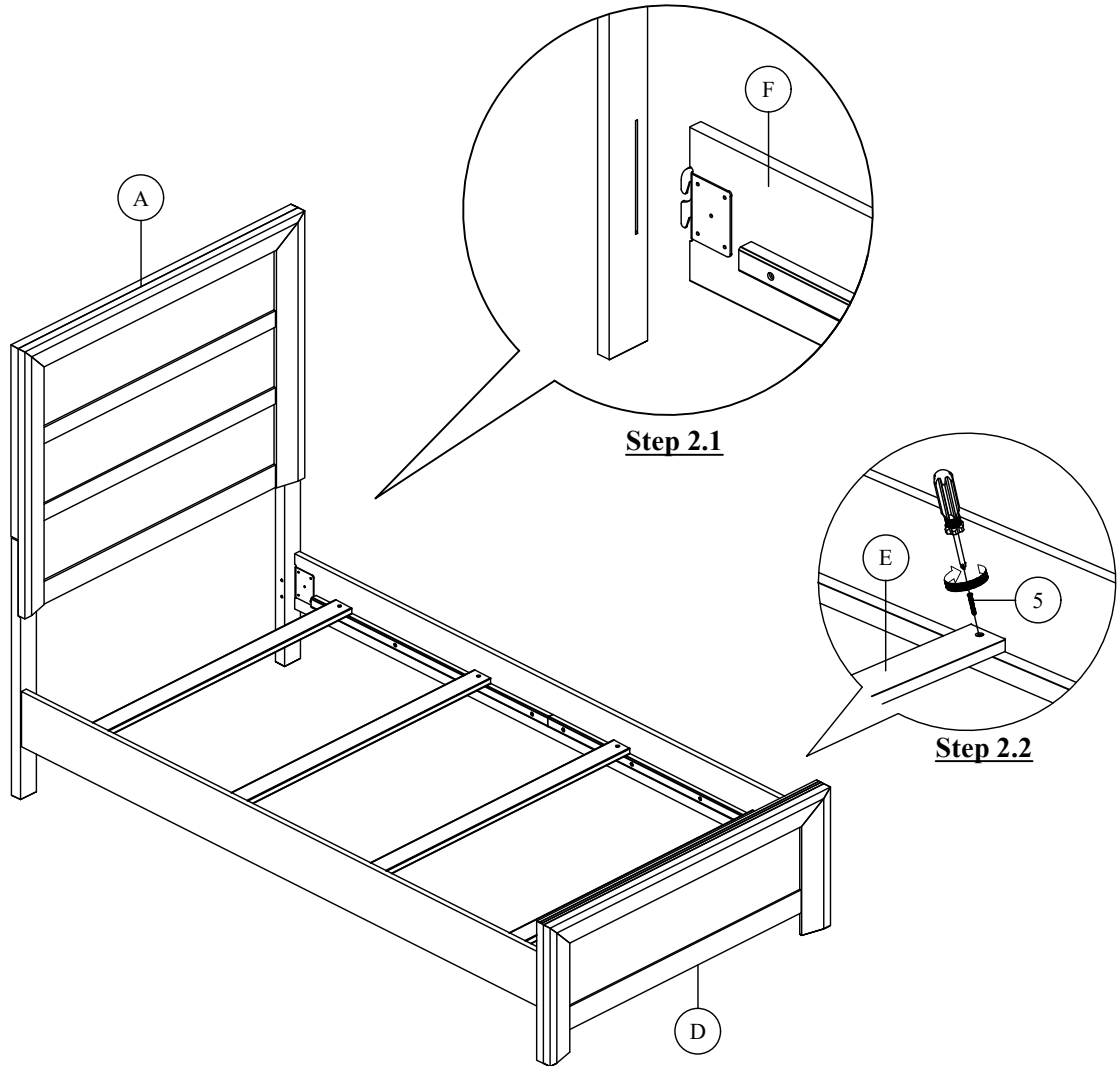
After assembled, clean & polish the completed parts if necessary with soft cloth and industrial recognized furniture polish

MADE IN MALAYSIA

ASSEMBLY INSTRUCTION

MODEL NO: B6700-T-HBFB & B6700-FT-RAIL
B6710-T-HBFB & B6710-FT-RAIL
FOR HEADBOARD, FOOTBOARD & SIDE RAIL

Step 2



THE HARDWARE IS LOCATED IN THE PACKING ITEMS

NOTE : MUST TIGHTEN SCREWS PERIODICALLY. WITH USE SCREWS MAY LOOSE.
CHECK TIGHNESS OF ALL SCREWS VERY 6-8 WEEKS.

CLEANING INSTRUCTION

After assembled, clean & polish the completed parts if necessary with soft cloth and industrial recognized furniture polish

MADE IN MALAYSIA

TWIN BED K/D