







ASSEMBLY INSTRUCTIONS

ITEM NO : B4740-K-HBFB /
B4740-KQ-RAIL
KING BED






**(BOX 1)
HEADBOARD & FOOTBOARD**

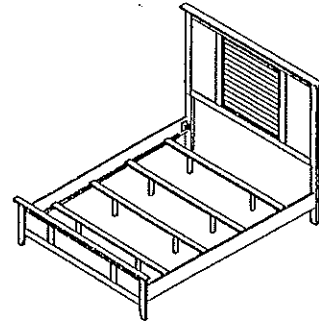
| ITEM | DRAWING | DESCRIPTION | QTY |
|------|---|----------------------------|-----|
| A |  | HEADBOARD PANEL | 1 |
| B |  | LEFT & RIGHT HEADBOARD LEG | 2 |
| C |  | FOOTBOARD | 1 |
| D |  | WOODEN SLAT | 4 |
| E |  | WOODEN SUPPORT | 8 |

**(BOX 2)
SIDE RAIL**

| ITEM | DRAWING | DESCRIPTION | QTY |
|------|---|-------------|-----|
| F |  | SIDE RAIL | 2 |

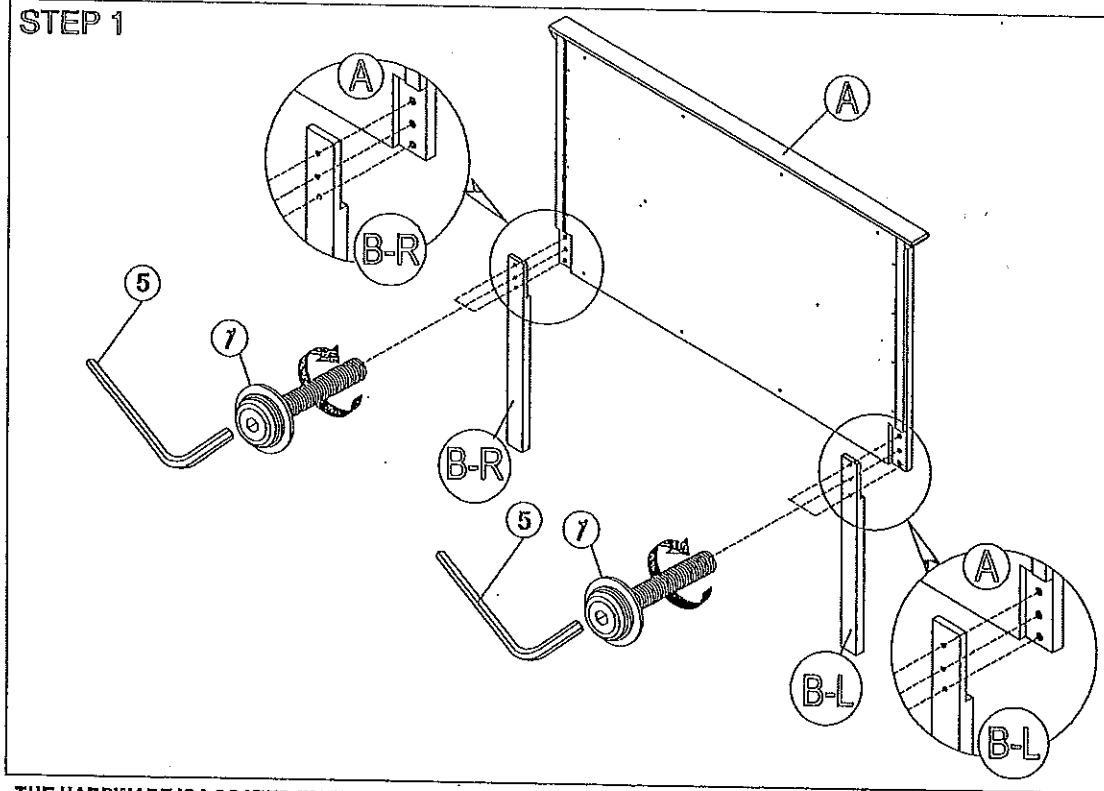
**(BOX 1)
HEADBOARD & FOOTBOARD HARDWARE LIST**

| ITEM | DRAWING | DESCRIPTION | QTY |
|------|---|-------------------------|-----|
| 1 |  | SCREW - JCBC M0 X 35 | 8 |
| 2 |  | SCREW - JCBC M8 X 20 | 8 |
| 3 |  | SCREW GBK M4 X 25 | 8 |
| 4 |  | ALLEN KEY M8 | 1 |
| 5 |  | ALLEN KEY M0 | 1 |



**COMPLETED KING BED
ASSEMBLY**

STEP 1



THE HARDWARE IS LOCATED IN THE PACKING ITEMS

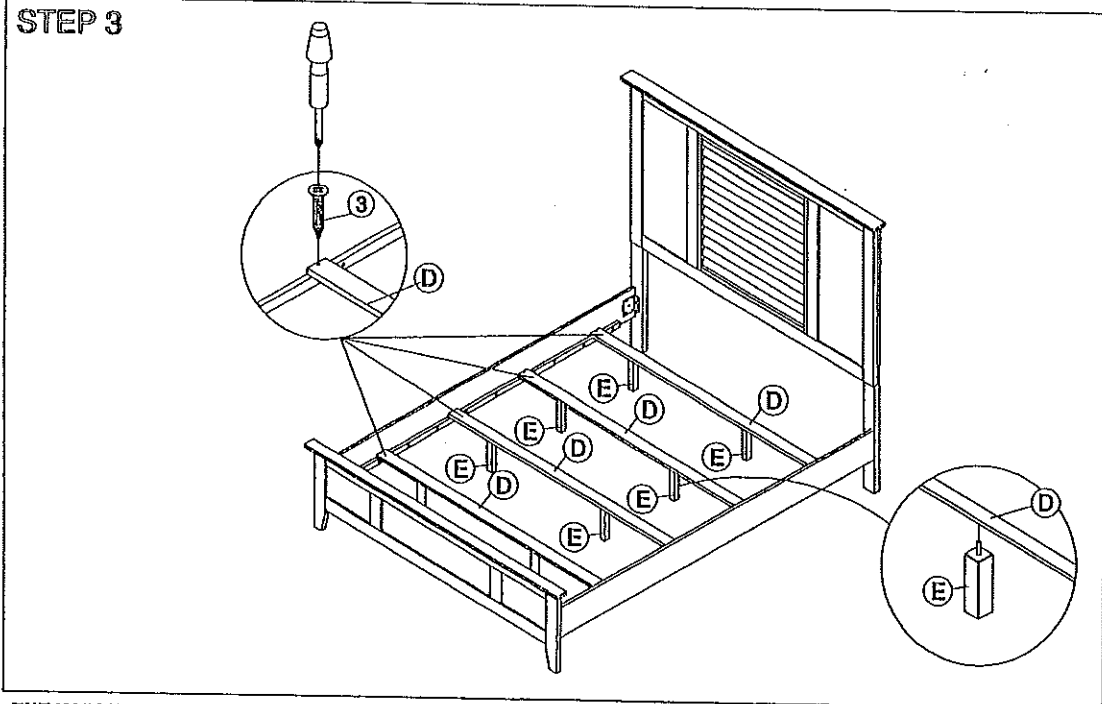
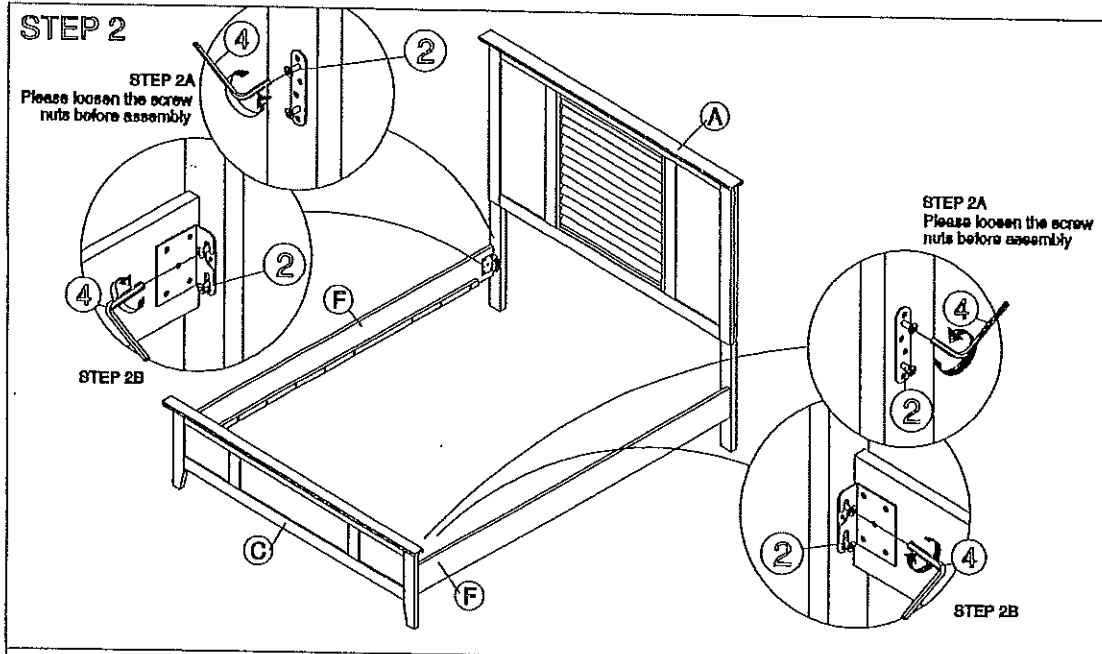
NOTE : MUST TIGHTEN SCREWS PERIODICALLY. WITH USE SCREW MAY BECOME LOOSE.
CHECK TIGHTNESS OF ALL SCREW EVERY 8-8 WEEKS.

MADE IN MALAYSIA

PAGE 1 OF 2

ASSEMBLY INSTRUCTIONS

ITEM NO : B4740-K-HBFB /
B4740-KQ-RAIL
KING BED



THE HARDWARE IS LOCATED IN THE PACKING ITEMS

NOTE : MUST TIGHTEN SCREWS PERIODICALLY. WITH USE SCREW MAY BECOME LOOSE.
CHECK TIGHTNESS OF ALL SCREW EVERY 6-8 WEEKS.

MADE IN MALAYSIA

PAGE 2 OF 2