




ASSEMBLY INSTRUCTIONS

ITEM NO B4740-1 & B4740-11
DRESSER & MIRROR



(BOX 1)
BOX OF DRESSER

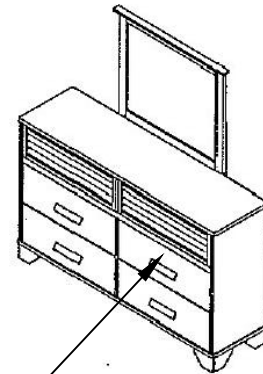
ITEM	DRAWING	DESCRIPTION	QTY
A		DRESSER	1

(BOX 2)
BOX OF MIRROR

ITEM	DRAWING	DESCRIPTION	QTY
B		MIRROR	1
C		MIRROR SUPPORT	2

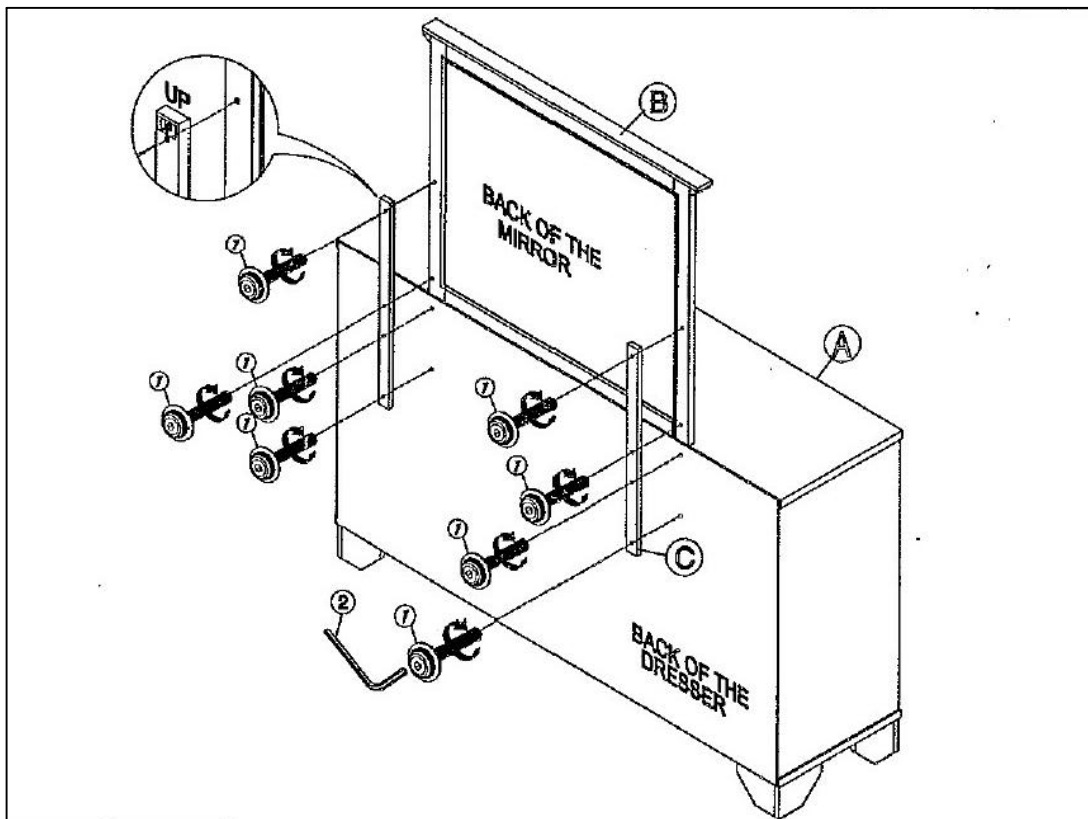
(BOX 2)
BOX OF MIRROR HARDWARE LIST

ITEM	DRAWING	DESCRIPTION	QTY
1		SCREW-JCBC M6X35	8
2		ALLEN KEY M4	1



**ANTI-TIPPING
HARDWARE
INSIDE**

**COMPLETED DRESSER &
MIRROR ASSEMBLY**



THE HARDWARE IS LOCATED IN THE PACKING ITEMS
THE ANTI-TIPPING HARDWARE IS LOCATED IN THE 2ND RIGHT SIDE FRONT DRAWER OF DRESSER

NOTED: MUST TIGHTEN SCREWS PERIODICALLY. WITH USE SCREW MAY BECOME LOOSE
CHECK TIGHTNESS OF ALL SCREW EVERY 6-8 WEEK..

MADE IN MALAYSIA

PAGE 1 OF 1