







# ASSEMBLY INSTRUCTIONS

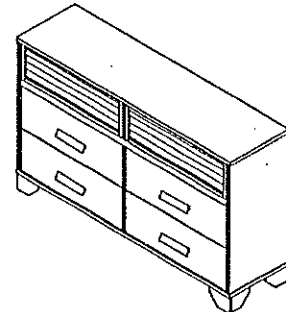
ITEM NO : B4740-1 DRESSER

## BOX OF DRESSER

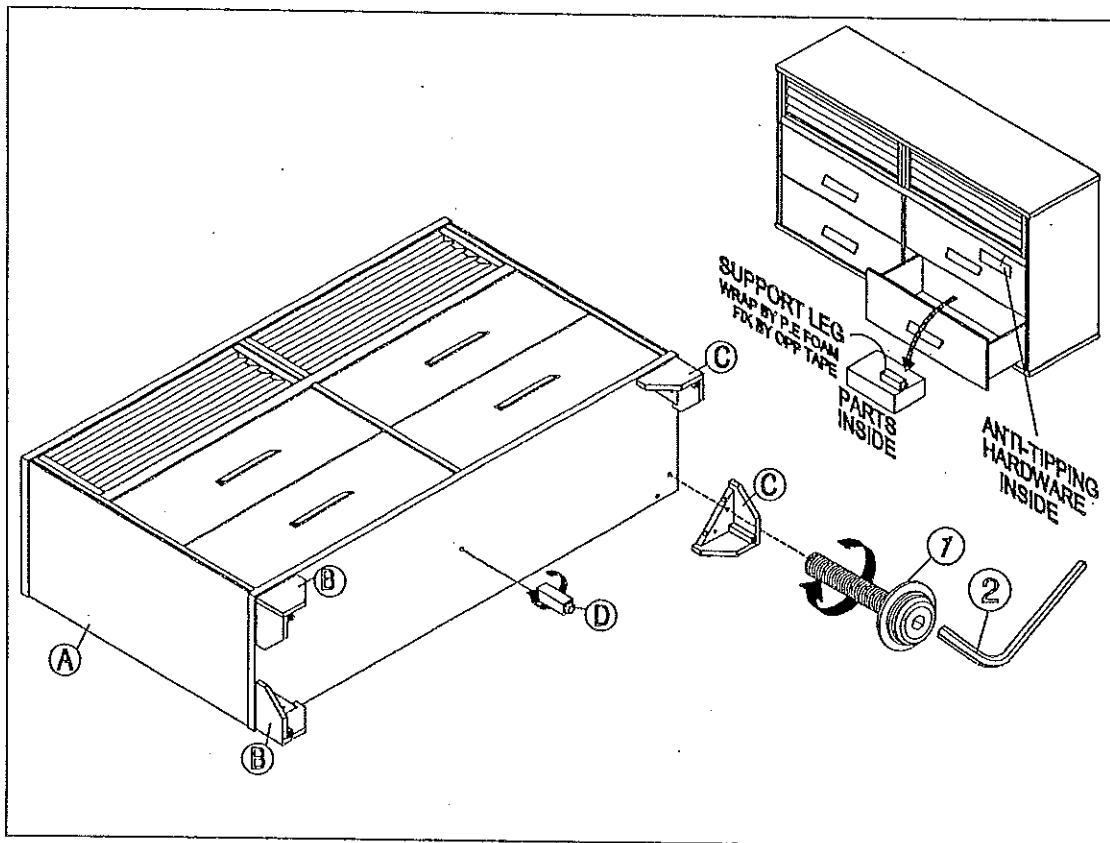
ITEM	DRAWING	DESCRIPTION	QTY
A		DRESSER	1
B		WOODEN LEG - L (PACKED INSIDE THE RIGHT SIDE OF BOTTOM DRAWER)	2
C		WOODEN LEG - R (PACKED INSIDE THE FRONT SIDE OF BOTTOM DRAWER)	2
D		SUPPORT LEG (PACKED INSIDE THE FRONT SIDE OF BOTTOM DRAWER)	1

## BOX OF DRESSER HARDWARE LIST

ITEM	DRAWING	DESCRIPTION	QTY
1		SCREW - JCBG M6 X 35	8
2		ALLEN KEY M6	1



COMPLETED DRESSER  
ASSEMBLY



THE HARDWARE IS LOCATED IN THE PACKING ITEMS  
THE ANTI-TIPPING HARDWARE IS LOCATED IN THE 2ND RIGHT SIDE FRONT DRAWER OF DRESSER

NOTE : MUST TIGHTEN SCREWS PERIODICALLY. WITH USE SCREW MAY BECOME LOOSE.  
CHECK TIGHTNESS OF ALL SCREW EVERY 6-8 WEEKS.

MADE IN MALAYSIA

PAGE 1 OF 1