




# ASSEMBLY INSTRUCTION

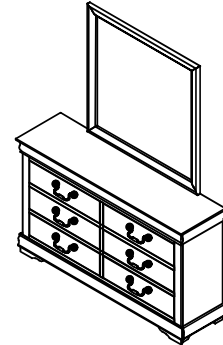
MODEL NO: B3850 / B3950 - 1 & -11  
DRESSER & MIRROR

(BOX 1)  
BOX OF DRESSER

ITEM	DRAWING	DESCRIPTION	Qty
A		Dresser	1



(BOX 2)  
BOX OF MIRROR

ITEM	DRAWING	DESCRIPTION	Qty
A		Mirror	1
B		Mirror support	2

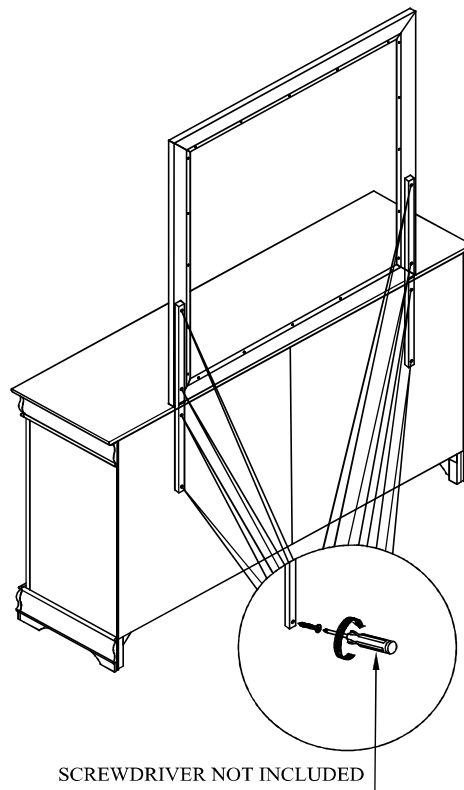


**COMPLETED  
DRESSER & MIRROR  
ASSEMBLY**

(BOX 2)  
HARDWARELIST

ITEM	DRAWING	DESCRIPTION	Qty
1		CB Screw (M4*35mm)	2pcs
2		SCREW DRIVER (*)	1pcs

The manufacturer does not provide item 2.



**THE ANTI TIPPING HARDWARE IS LOCATED IN THE RIGHT SIDE FRONT DRAWER OF DRESSER.**

NOTE: MUST TIGHTEN SCREWS PERIODICALLY WITH USE SCREWS MAY BECOME LOOSE.

CHECK TIGHTNESS OF ALL SCREWS EVERY 6-8 WEEKS.

## CLEANING INSTRUCTION

After assembled, clean & polish the completed parts if necessary with soft cloth and industrial recognized furniture polish.

MADE IN VIETNAM