






ASSEMBLY INSTRUCTIONS


ITEM NO : B3300-2
VEDA NIGHTSTAND

BOX OF NIGHTSTAND

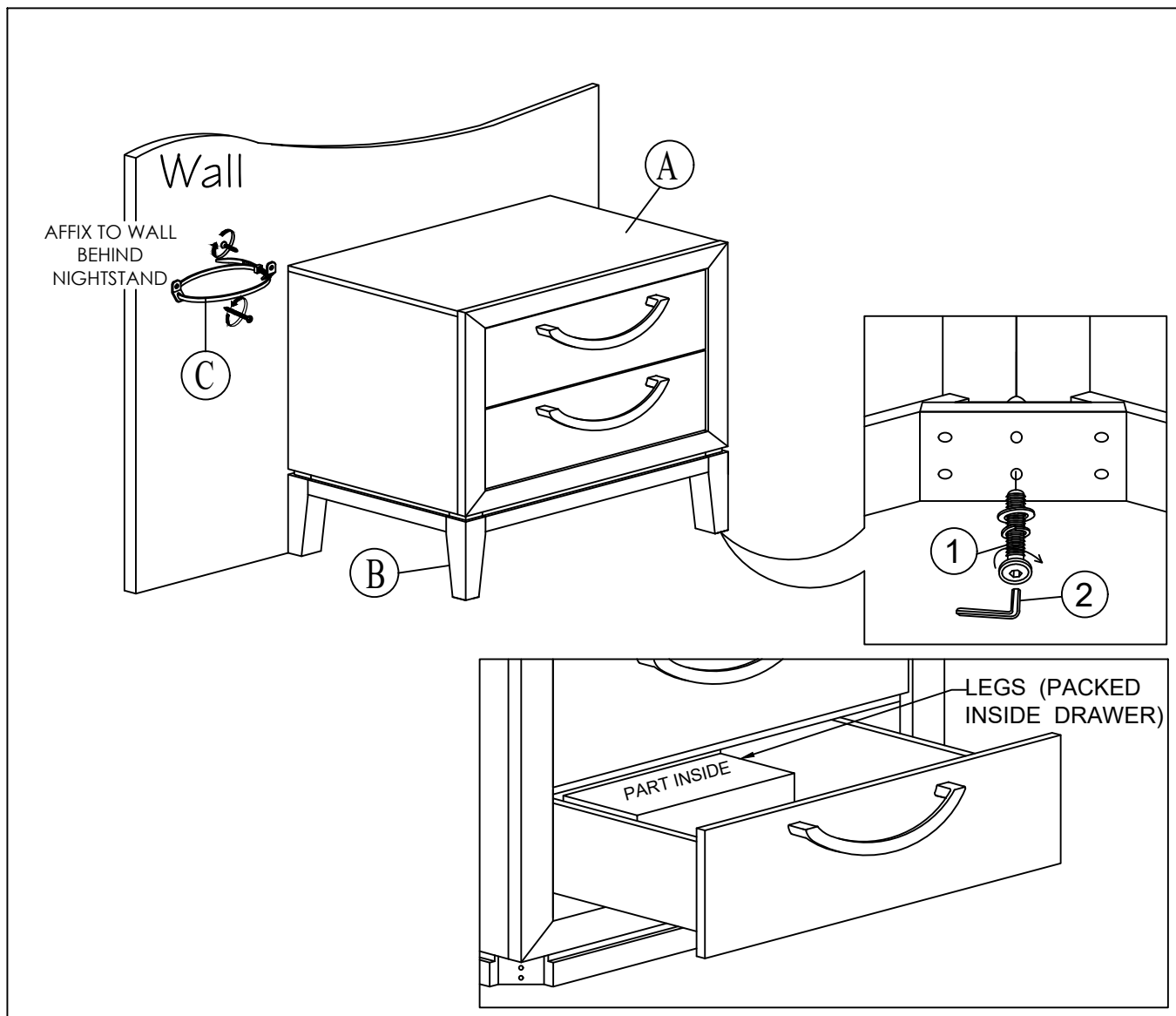
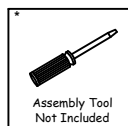
ITEM	DRAWING	DESCRIPTION	QTY
A		NIGHTSTAND	1
B		LEG (Packed inside drawer)	4
C		TIPPING RESTRAINT (Affix to wall behind Nightstand) * Located at the back panel	1

BOX OF NIGHTSTAND HARDWARE LIST

ITEM	DRAWING	DESCRIPTION	QTY
1		JCBC BOLT WITH SPRING WASHER AND FLAT WASHER (M6 x 60mm)	8
2		ALLEN KEY (M4)	1



COMPLETED NIGHTSTAND ASSEMBLY



THE HARDWARE IS LOCATED IN THE PACKING ITEMS
THE ANTI TIPPING HARDWARE IS LOCATED IN THE NIGHTSTAND 1ST DRAWER

NOTE : MUST TIGHTEN SCREWS PERIODICALLY. WITH USE SCREWS MAY BECOME LOOSE.
CHECK TIGHTNESS OF ALL SCREWS EVERY 6-8 WEEKS.

CLEANING INSTRUCTION

After assembled, clean & polish the completed parts if necessary with soft cloth and industrial recognized furniture polish

MADE IN MALAYSIA