







**ASSEMBLY INSTRUCTION
INSTRUCCIONES**

B1130-2 NIGHT STAND/BURO

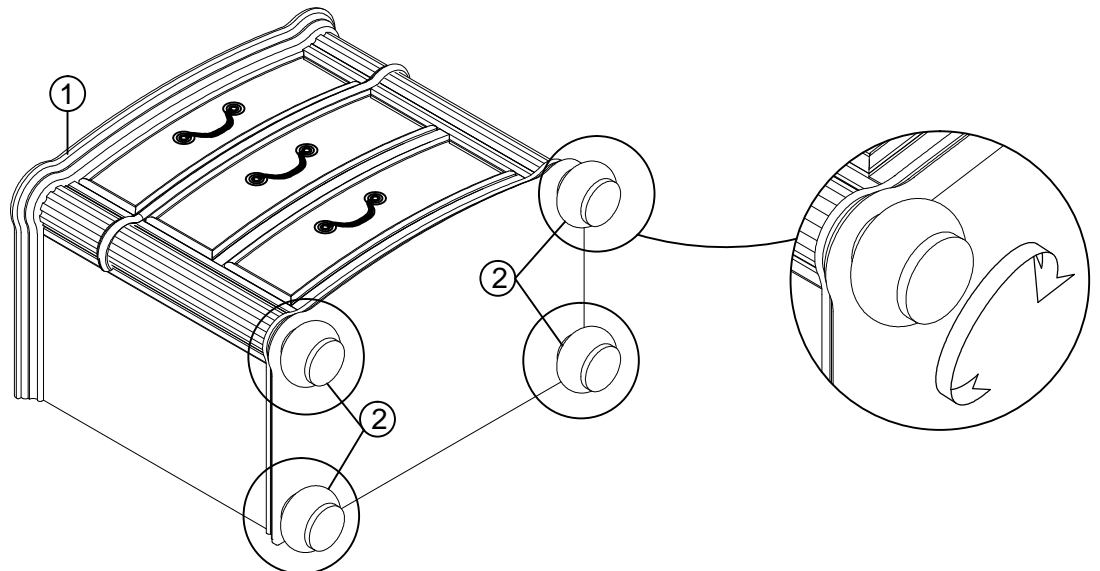
**PARTS LIST
LISTA DE PARTES**

1		NIGHT STAND BURO	1 PC/ PIEZA
2		LEGS	4 PCS/ PIEZAS

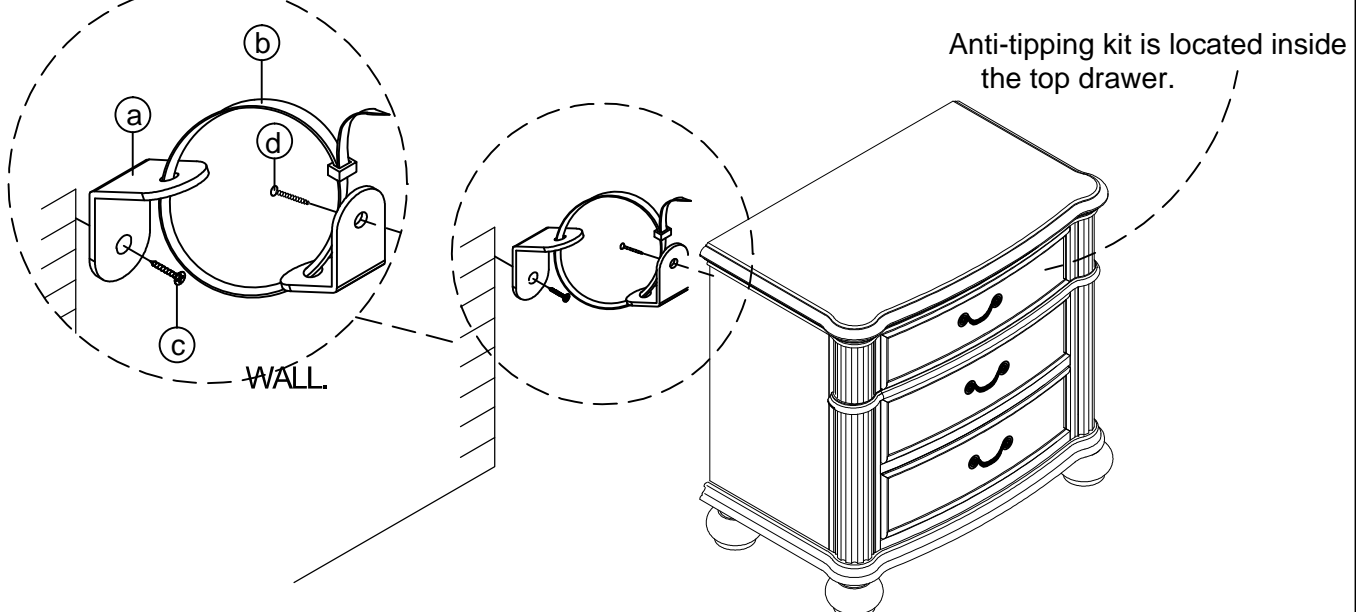
ANTI-TIP RES TRRAINT LIST

NO	COMPONENT		Q'TY
a	L BRACKET/L EQUERRE		2PCS/ PIEZAS
b	STRAP/LANIERE		1PC/ PIEZA
c	SCREW/VIS LONGUE #8*50MM		1PC/ PIEZA
d	SCREW/VIS COURTE #8*16MM		1PC/ PIEZA

STEP 1/PASO 1:



STEP 2/PASO 2:



**DO NOT TIGHTEN SCREWS UNTIL COMPLETELY ASSEMBLED !
NO APRETAR LOS TORNILLOS HASTA ARMAR COMPLETAMENTE** Page 1/ 1