

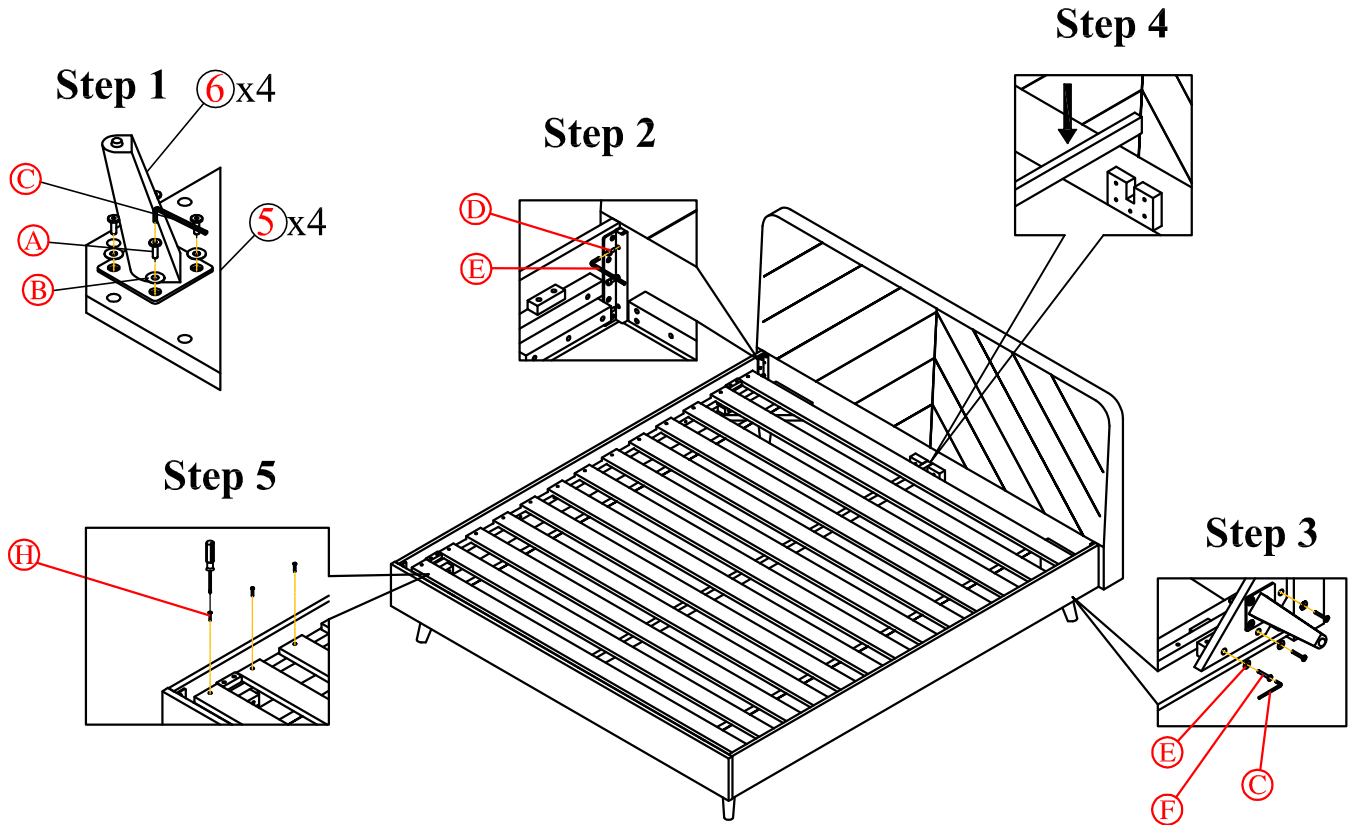
BED

ASSEMBLY INSTRUCTION









CAUTION: PLEASE READ ALL INTRUCTIONS BEFORE STARTING THE ASSEMBLY OF THIS PRODUCT. THESE PIECES ARE HEAVY. IN ORDER PREVENT PERSONAL INJURY AND ENSURE THAT THIS PRODUCT IS NOT DAMAGED DURING THE ATTENTION: ASSEMBLY PROCESS, IT IS STRONGLY RECOMMENDED THAT YOU ENLIST THE ASSISTANCE OF ONE OR MORE PEOPLE.

ATTENTION: VEUILLEZ LIRE TOUTES LES INSTRUCTIONS AVANT DE COMMENCER L'ASSEMBLAGE DE CE PRODUIT. LES PENDANT L'ASSEMBLAGE, POUR EUVITER BLESSURE ET POUR QUE LE PAS ENDOMMAGE CUIDADO OR DE LEER VOUS RECOMMANDONS DE FAIRE APPEL UN AUTRES PERSONNES.

CUIDADO: AVOR DE LEER TODAS LAS INSTRUCCIONES ANTES DE ENSAMBLAR SU PRODUCTO. ESTAS PIEZAS PESADAS. PARA PREVENIR HERIDAS PERSONALES YASEGURAR QUE SU PRODUCTO NO SEA DANADO MIENTRAS EENSAMBLADO. LA ASISTENCIA DE UNA O MAUS PERSONAS



LIST OF PARTS AND HARDWARE

No.	Description	Q'ty
A	 Bolt Ø6 x 20mm	16
B	 Washer Ø8/Ø18mm	16
C	 Allen Key 4mm	1
D	 Bolt Ø6 x 10mm	12
E	 Allen Key 5mm	1
F	 Bolt Ø6 x 40mm	16
G	 Washer Ø10/Ø25mm	16
H	 Screw Ø4 x 30mm	28

LIST OF PARTS AND HARDWARE

No.	Description	Q'ty
1	Headboard -uper	1
2	Footboard	1
3	Side rail L+R	2
4	Center rail	1
5	Wooden bracket	4
6	Leg	4
7	Slat	14