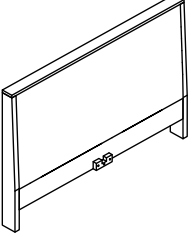




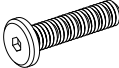

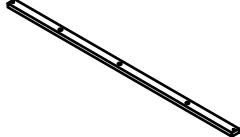




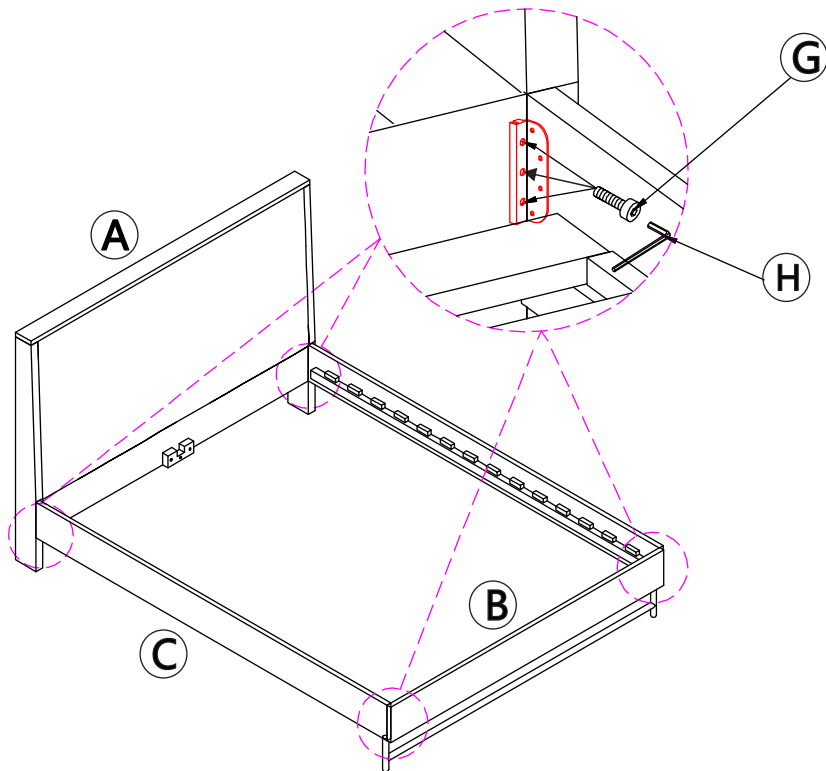


Product Assembly Instructions

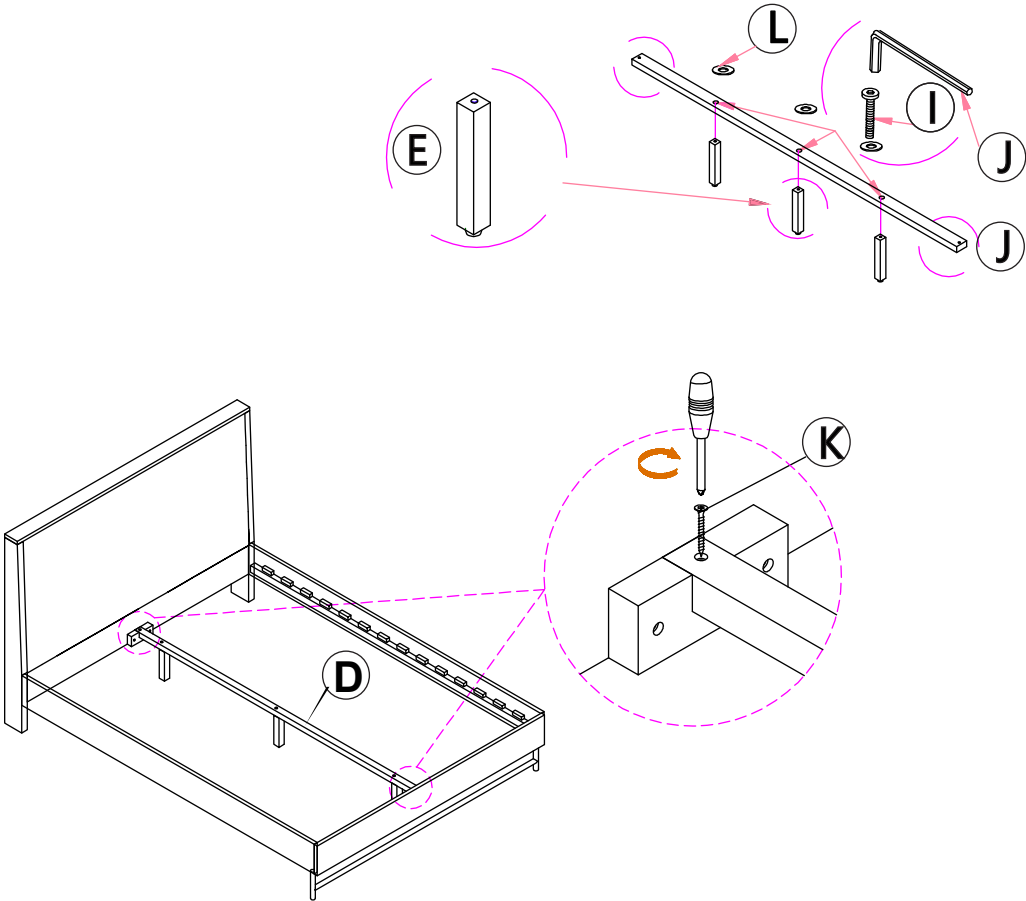
BUSH-QB163

 <p>A: Headboard x1</p>	 <p>B: Footboard x1</p>	 <p>C: Side Rall (L+R) x2</p>	 <p>G: Bolt M6*10mm x12</p>
			 <p>H: Allen key M5 x1</p>
			 <p>I: M6*60mm x3</p>
			 <p>J: Allen key M4 x1</p>
 <p>D: Middle Rall x1</p>	 <p>E: Center Leg x3</p>	 <p>F: Slat Frame x15</p>	 <p>K: Screw M4*30mmx32</p>
			 <p>L: Washer x3</p>

STEP 1



STEP 2



STEP 3

