

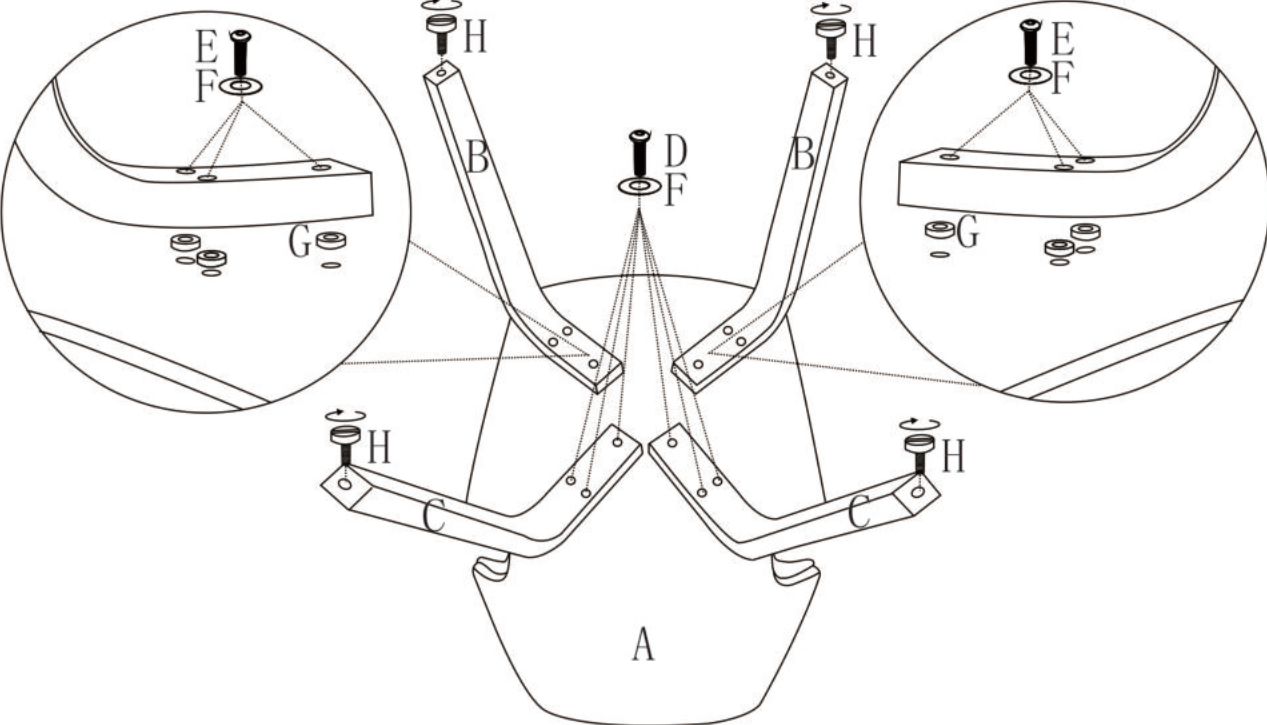










ASSEMBLY INSTRUCTION

SDM-2691-4-2 / BRINLEY CHAIR

<p>Ax1</p> 	<p>Fx12+1<u>EXTRA</u></p>  <p>6*18*1.2mm</p>	
<p>Bx2</p>  <p>Front Leg</p>	<p>Gx6+1<u>EXTRA</u></p>  <p>25*10*5mm</p>	
<p>Cx2</p>  <p>Back Leg</p>	<p>Hx4+1<u>EXTRA</u></p> 	
<p>Dx6+1<u>EXTRA</u></p>  <p>M6*40mm</p>	<p>Ix1</p> 	
<p>Ex6+1<u>EXTRA</u></p>  <p>M6*45mm</p>		