



ITEM:





8304-BS  
CS

Pcs

Installing

①		②	
	SEAT		FRAME
	1		1

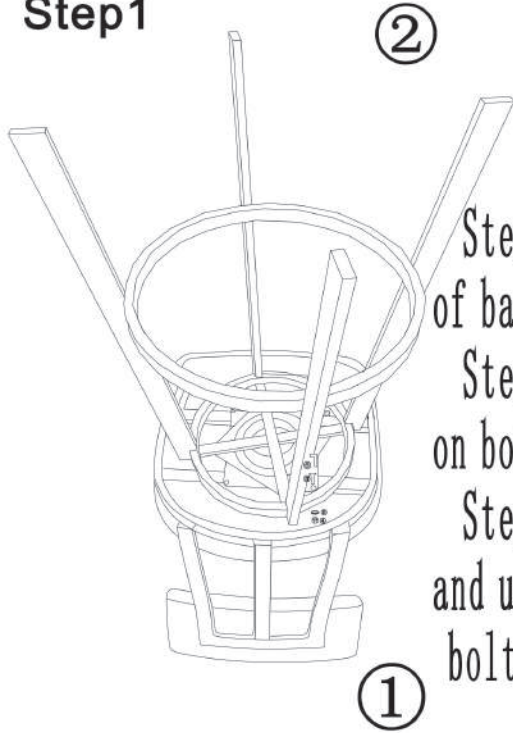
Accessories

③	④	⑤	⑥
SCREW	NUT	GASKET	ALLEN KEY
			
Size M6*25	Size M6	Size $\Phi_{18} \times 2 \times \Phi_8$	Size $\Phi_4$
4	4	4	1

Tool

--	--	--	--	--	--

Step1



Step 1: Put the bolts(3) through holes of base and swivel.

Step 2: Put the gasket(5) and nut(4) on bottom of bolt as picture.

Step 3: Keep the nut not moving, and use allen key(6) to afix the bolt into nut until tighten.

Step2

