





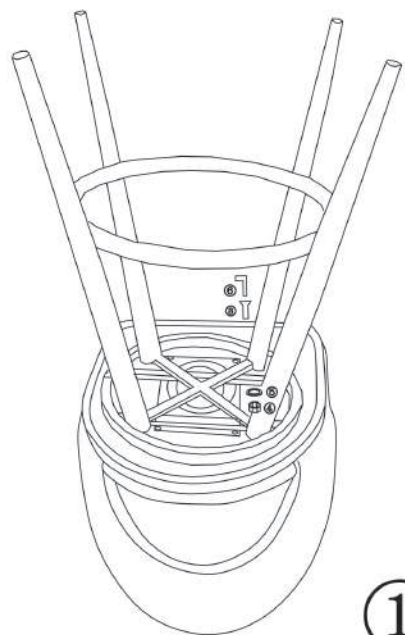


ITEM:	Installing		Accessories			Tool	
	①	②	③	④	⑤	⑥	
8303-BS/CS	 SEAT	 FRAME	 SCREW	 NUT	 GASKET	 ALLEN KEY	
Pcs	1	1	Size M6*25 4	Size M6 4	Size $\Phi_{18} \times 2 \times \Phi_8$ 4	Size $\Phi 4$	1

Step1

②



①

Step 1: Put the bolts(3) through holes of base and swivel.

Step 2: Put the gasket(5) and nut(4) on bottom of bolt as picture.

Step 3: Keep the nut not moving, and use allen key(6) to afix the bolt into nut until tighten.

Step2

