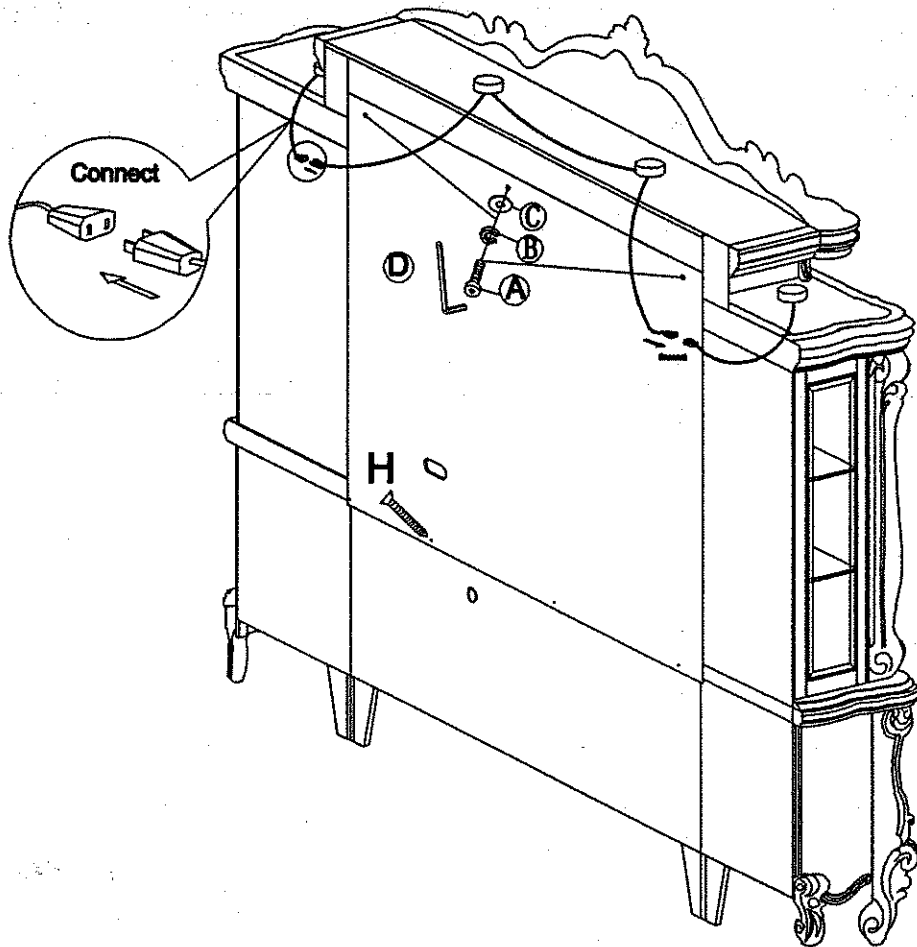



ASSEMBLY INSTRUCTION


Step 1:



Step 2:



Finish:



Hardware List:

No.:	Description	Drawing	Size	Q'ty
A	Bolt		ø5/16"X1"	3
B	Lock Washer		ø5/16"X12mm	3
C	Flat Washer		ø5/16"X22mm	3
D	Allen Wrench		ø6mm	1
E	Wood Screw		7"X12mm	8
F	Metal Corner		18X18X16	4
G	Pin		ø6	4
H	Wood Screw		8X1"	4
I	Connecting Bolt		ø13X23mm	4
J	Connecting Nut		ø13X20mm	4
K	Allen Wrench		ø4mm	2