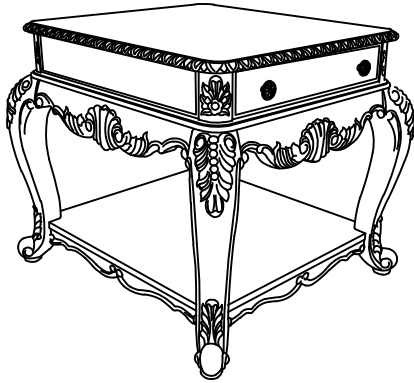






ASSEMBLY INSTRUCTIONS

86022 END TABLE


Thank you for purchasing this quality product. Be sure to check all packing materials carefully for small parts, which may have come loose inside the carton during shipment. Identify and count all parts and compare with the parts list below.



HARDWARE LIST :

①		φ5/16"	12PCS
②		φ5/16"	12PCS
③		φ5/16"×2-1/4"	12PCS
④		12mm	1PC

A



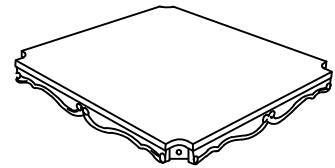
1 pc Top plate

B

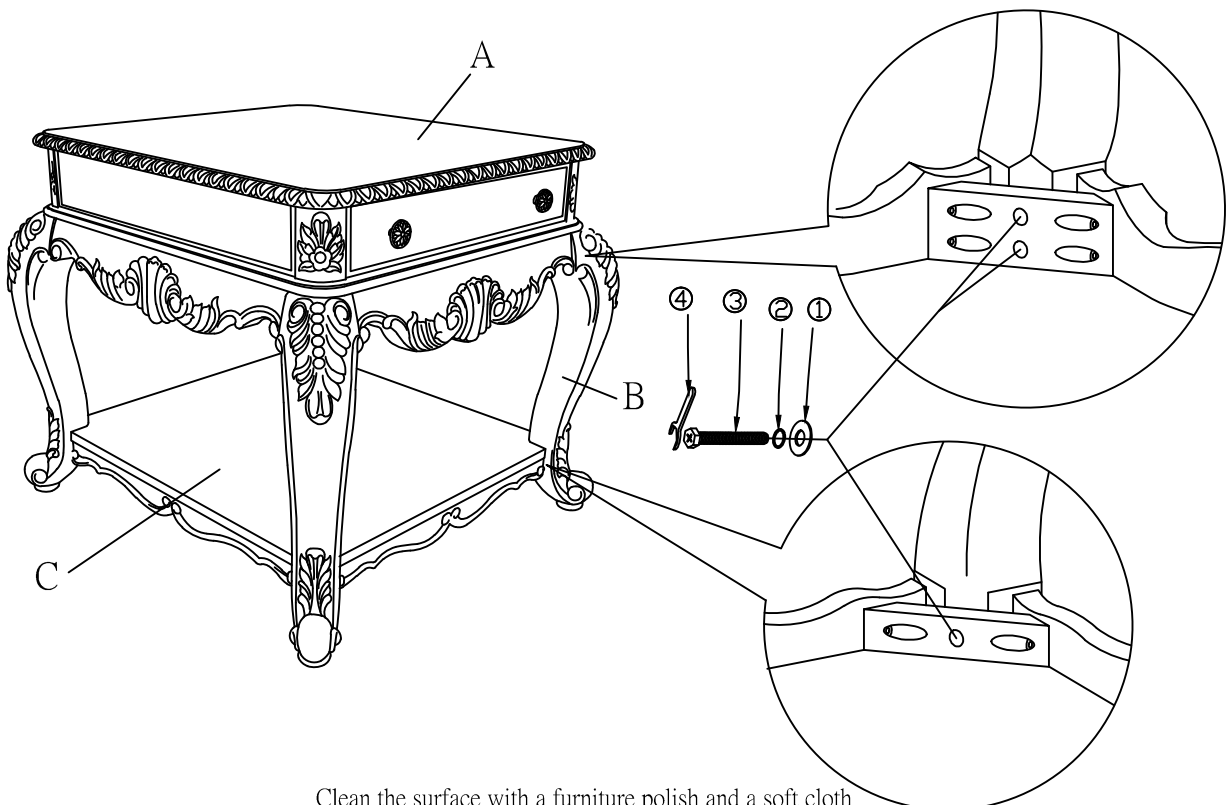


4 pcs Leg

C



1 pc Bottom plate



Clean the surface with a furniture polish and a soft cloth