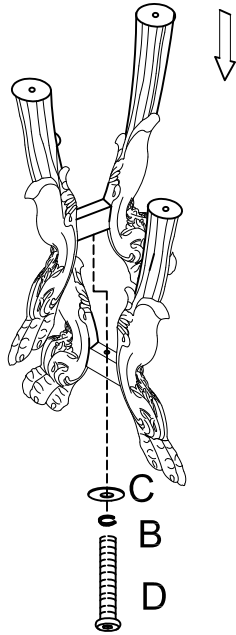
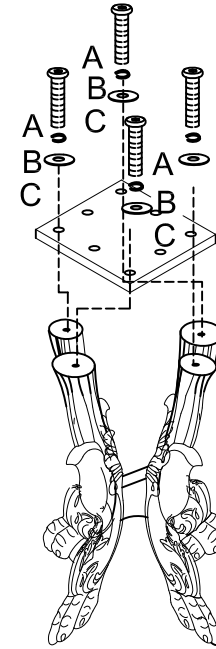


# ASSEMBLY INSTRUCTION

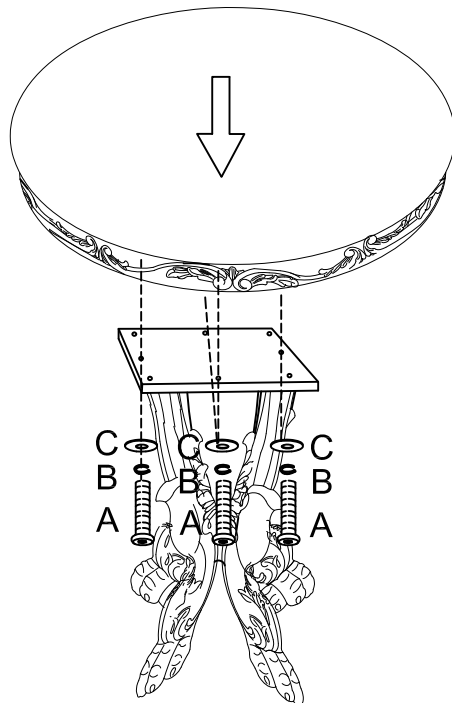
Step 1:




Step 2:








Step 3:



Step 4:



No.:	Description	Drawing	Size	Q' ty
A	Short Bolt		Ø5/16"X1-3/4"	8
B	Lock Washer		Ø5/16"X12mm	9
C	Flat Washer		Ø5/16"X22mm	9
D	Short Bolt		Ø5/16"X3-1/2"	1
E	Allen Wrench		5mm	1