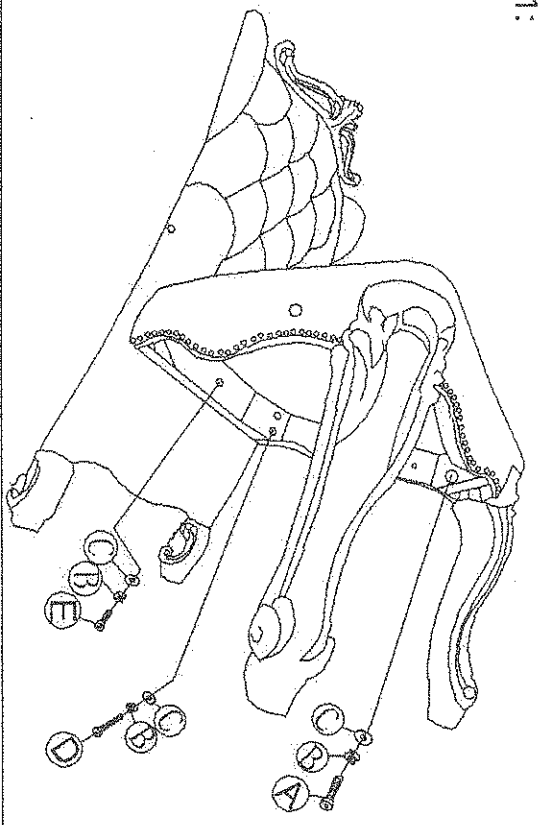
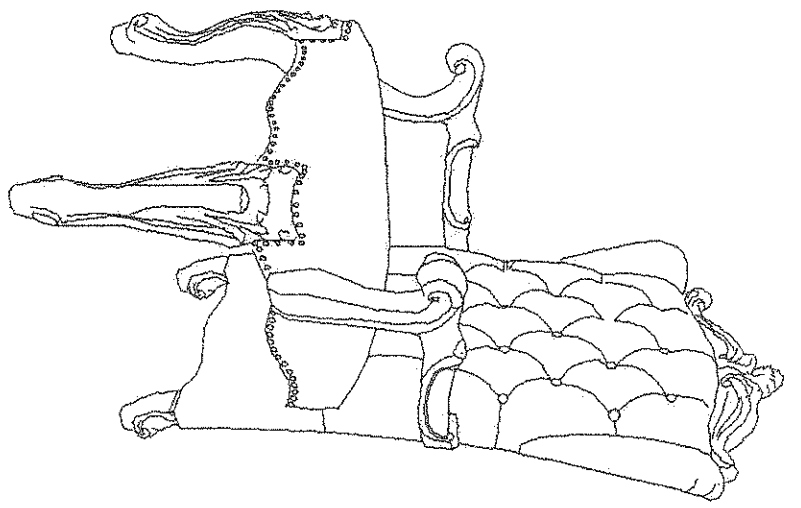


# ASSEMBLY INSTRUCTION

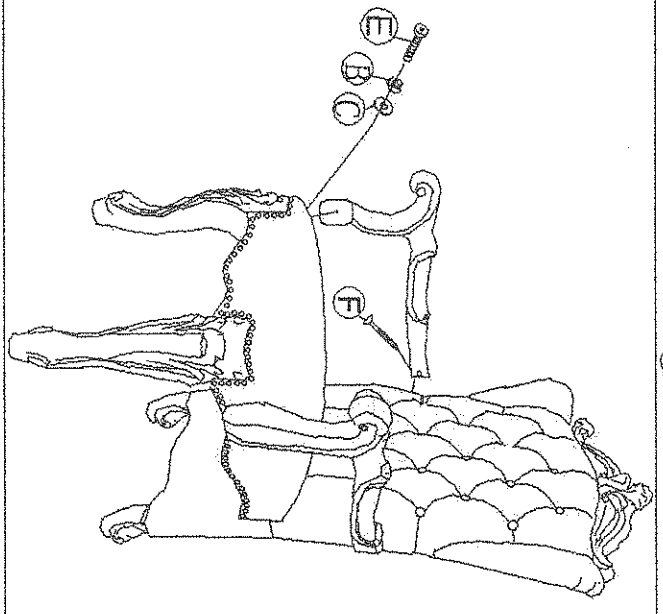
Step 1:



Finish :



Step 2:



Hardware List:

No.:	Description	Drawing	Size	Qty
A	Middle Bolt		Ø5/16" X2-1/4"	4
B	Lock Washer		Ø5/16" X12mm	11
C	Flat Washer		Ø5/16" X22mm	11
D	Long Bolt		Ø5/16" X3-1/2"	4
E	Short Bolt		Ø5/16" X1-3/4"	3
F	Wood Screw		Ø8 X 1-1/4"	2
G	Allen Wrench		5mm	1