

# ASSEMBLY INSTRUCTION



MODEL : 27236 ( CHAMPAGNE )

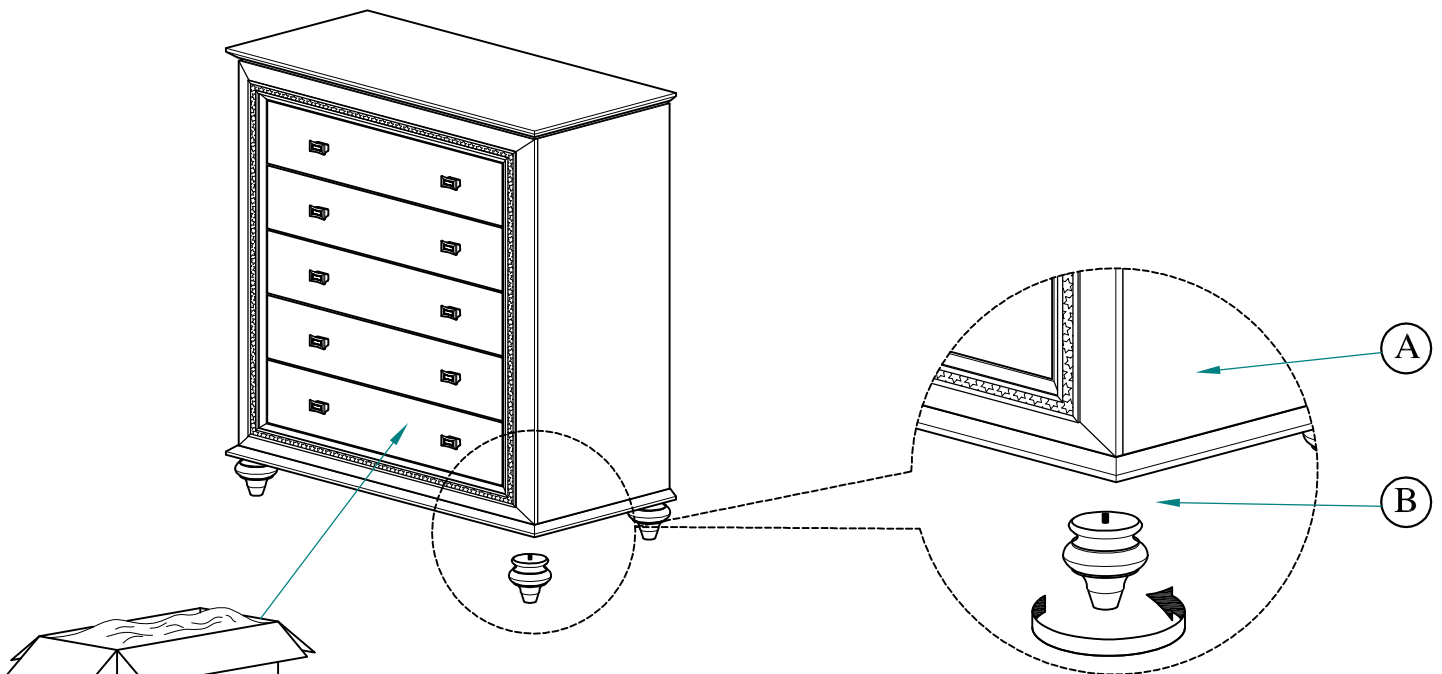
MODEL : 27286 ( METALLIC GREY )

DESCRIPTION : CHEST

Thank you for purchasing this quality product. Be sure to check all packing material carefully for small parts which may have loose inside the carton during shipment. Identify and count all parts and compare with the parts list below.

## PART LIST#

NO	DRAWING	DESCRIPTION	QTY
A		Chest	1pc
B		Bun Foot	4pcs





Step 1 : Remove Bun Foot carton located in the drawer of the casegood. Remove and unwrap each foot.

Step 2 : Secure the (B) Bun Foot to the bottom of (A) Chest as a diagram shown.



Assembly completed

**HARDWARE LIST (ANTI TIPPING)**

NO	DRAWING	DESCRIPTION	QTY
1		Bracket	2pcs
2		Tie Wrap	1pc
3		Screw (Long)	1pc
4		Screw (Short)	1pc

