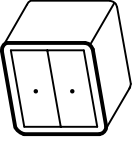

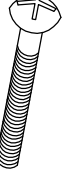


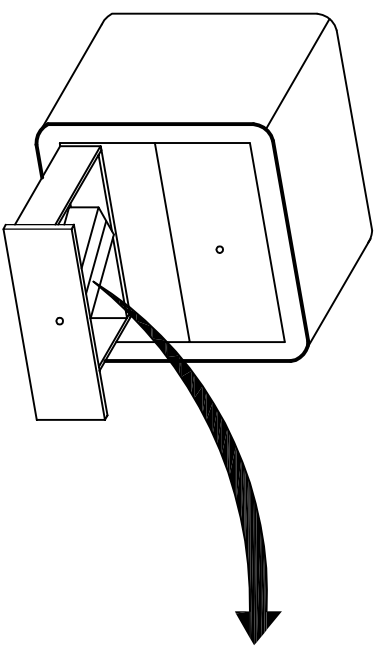


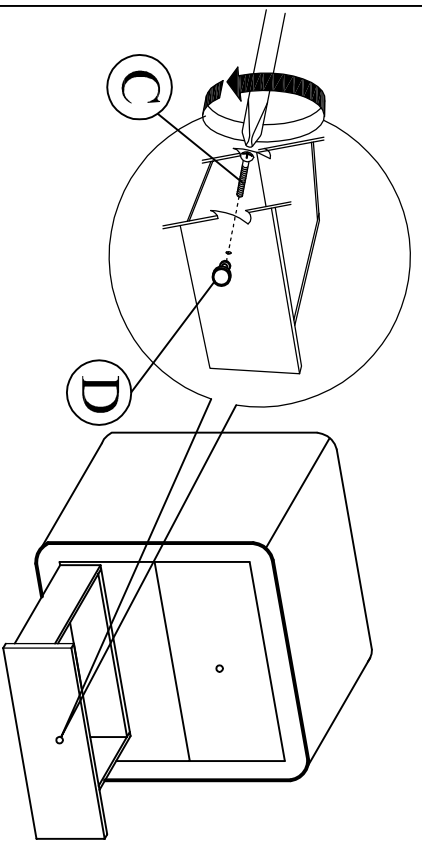
MODEL : CF 70 NIGHT STAND

NO.	PART LIST	QTY
A	 NIGHT STAND	1 PCS
B	 LEG	4 PCS
C	 HANDLE SCREW	2 PCS
D	 HANDLE	2 PCS
E	 NO 35 Washers	4 PCS

Step 1 :Take out the small carton to assemble !



Step 2 :Attach the handle (D) by using handle screw (C).



Step 3 : Tighten the legs (B) to night stand (A) as shown.

