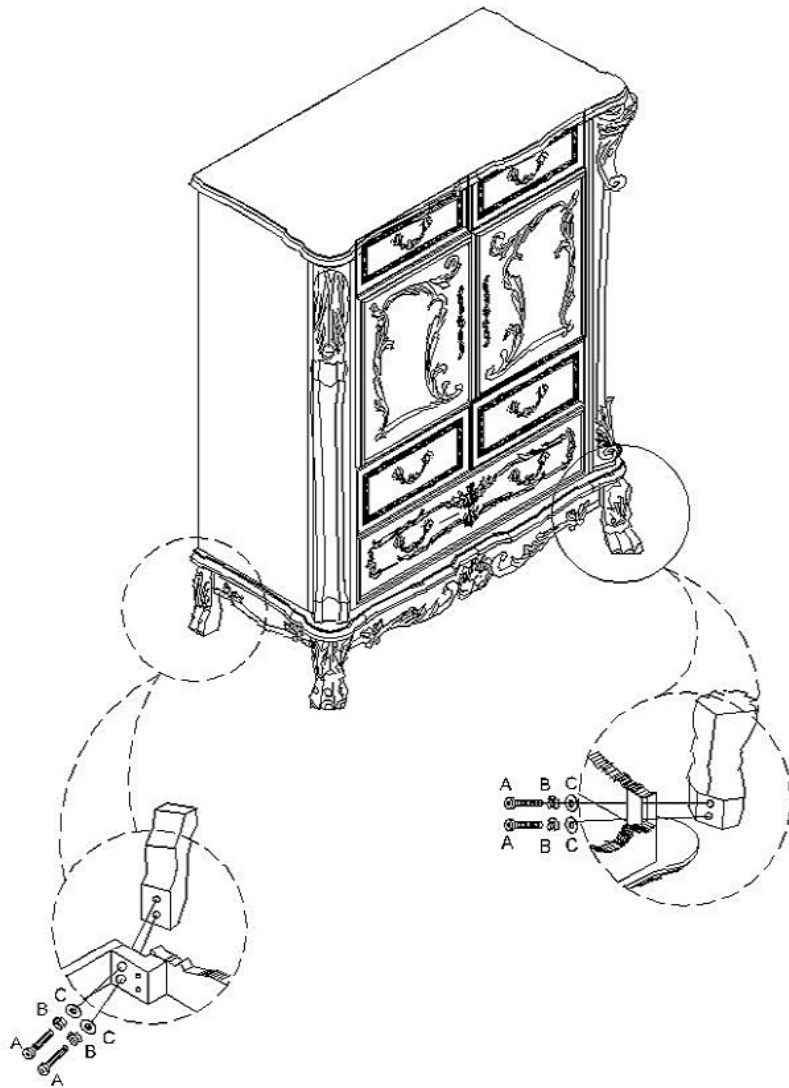



# ASSEMBLY INSTRUCTION





Step 1:



Finish :



## Hardware List

No.:	Description	Drawing	Size	Q'ty
A	Bolt		Ø5*16*X2"	8
B	Lock Washer		Ø $\frac{5}{16}$ "X*2mm	8
C	Flat Washer		Ø $\frac{5}{16}$ "X19mm	8
D	Allen Wrench		5mm	1