






ASSEMBLY INSTRUCTIONS

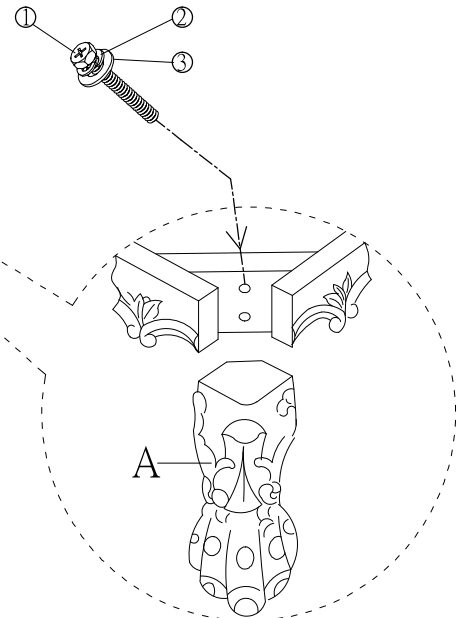

15161

Thank you for purchasing this quality product. Be sure to check all packing materials carefully for small parts, which may have come loose inside the carton during shipment. Identify and count all parts and compare with the parts list below.



Hardware List			QTY
①		Bolt $\varnothing 5/16"$ *2-1/2"	8 pcs
②		Spring washer $\varnothing 5/16"$	8 pcs
③		Flat Washer $\varnothing 5/16"$ x22	8 pcs

PARTS LIST :		QTY
Ⓐ Legs		4 pcs



CLEANING INSTRUCTIONS

Clean the surface with a furniture polish and a soft cloth