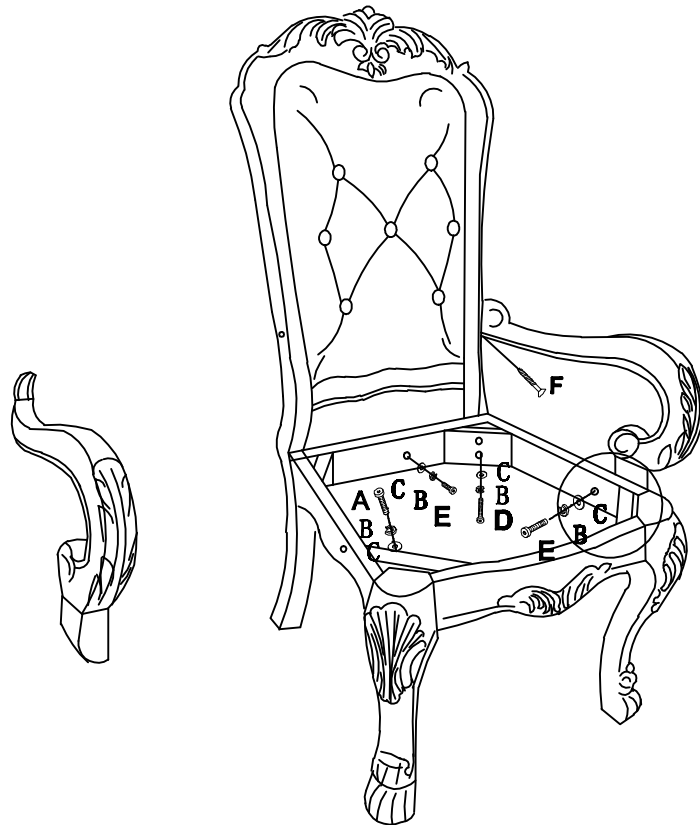
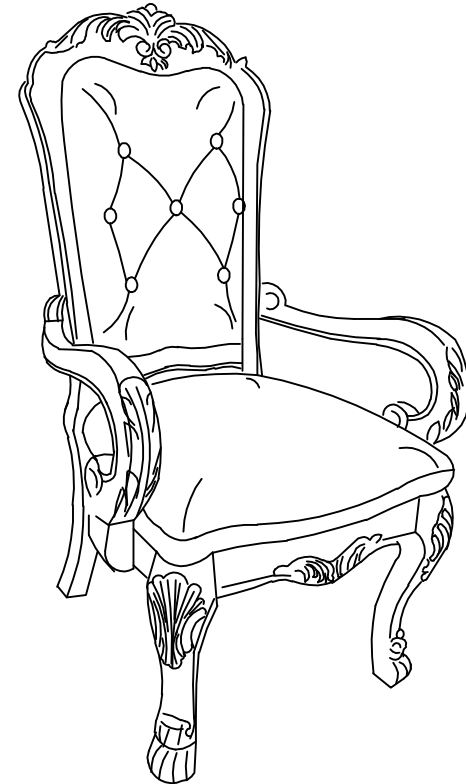


ASSEMBLY INSTRUCTION








Step 1:



Finish :



Hardware List:

No.:	Description	Drawing	Size	Q' ty
A	Middle Bolt		Ø5/16" X2-1/4 "	4
B	Lock Washer		Ø5/16" X12mm	11
C	Flat Washer		Ø5/16" X22mm	11
D	Long Bolt		Ø5/16" X3-1/2 "	4
E	Short Bolt		Ø5/16" X1-3/4 "	3
F	Wood Screw		Ø 8 X 1-1/2"	2
G	Allen Wrench		5mm	1