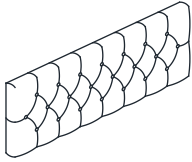


ASSEMBLY INSTRUCTION

ITEM : 5267GY-F / 5267GY-Q

1. HEADBOARD
CUSHION



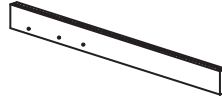
x 1PC

2. HEADBOARD
LEG (LEFT)



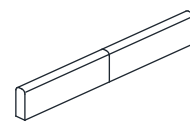
x 1PC

3. HEADBOARD
LEG (RIGHT)



x 1PC

4. FOOTBOARD
CUSHION



x 1PC

5. FOOTBOARD
LEG



x 2PCS

6. SIDE RAIL



x 2PCS

7. SIDE RAIL



x 2PCS

8. SIDE RAIL
SUPPORT LEG



x 2PCS

9. SLAT



x 4PCS

10. SUPPORT LEG
with adjustable feet



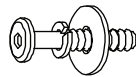
x 4PCS

A. JCBB SCREW
M8 x 20mm



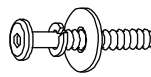
x 8PCS

B. JCBC SCREW
M6 x 25mm
(with washer)



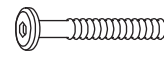
x 8PCS

C. JCBC SCREW
M6 x 35mm
(with washer)



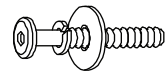
x 6PCS

D. JCBC SCREW
M6 x 35mm



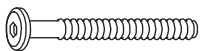
x 4PCS

E. JCBB SCREW
M8 x 35mm



x 4PCS

F. JCBC SCREW
M6 x 70mm



x 2PCS

G. WOOD DOWEL
M8 x 30mm




x 2PCS

H. WOOD DOWEL
M10 x 30mm



x 4PCS

I. SCREW
M4 x 32mm



x 8PCS

J. L-KEY
M4 x 100mm



x 1PC

K. L-KEY
M5 x 65mm



x 1PC

