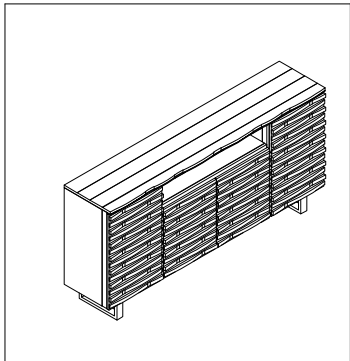













ASSEMBLY INSTRUCTION #3646

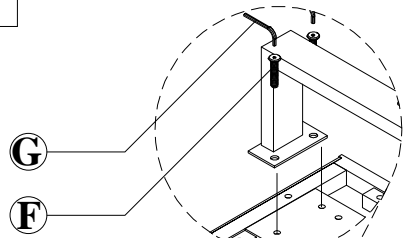


NO	DESCRIPTION	QTY
1	Item Body 	1 Pc
2	Metal Leg 	2 Pcs

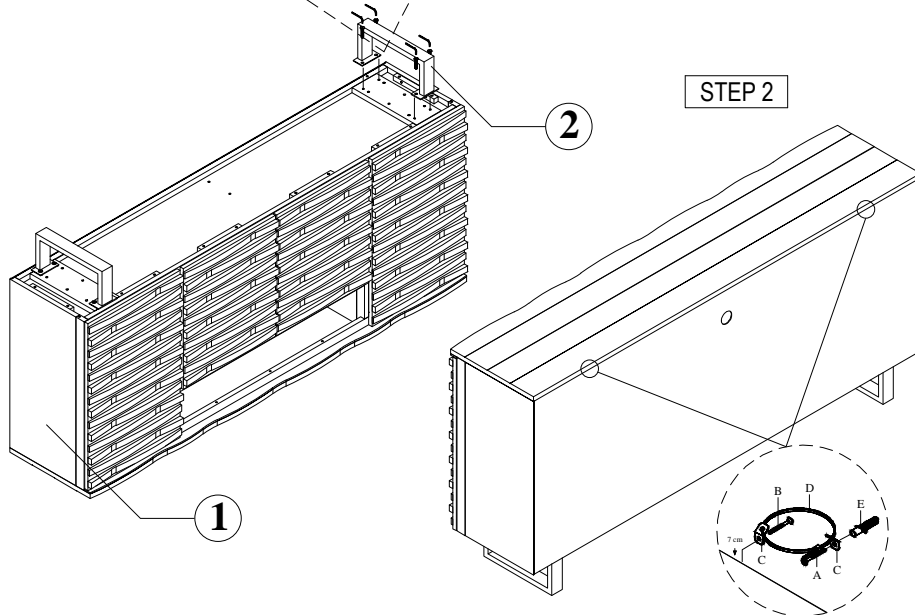
HARDWARE LIST

NO	SKETCH	HARDWARE	QTY
A		Screw Ø8 x 2"	2 Pcs
B		Screw Ø8 x 3/4"	2 Pcs
C		Metal Anchor	4 Pcs
D		Restrain Strap	2 Pcs
E		Fischer	2 Pcs
F		JCBC M6 x 20	8 Pcs
G		L key	1 Pc

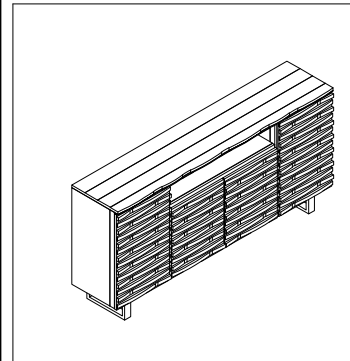
STEP 1





STEP 2










ASSEMBLY INSTRUCTION #3646

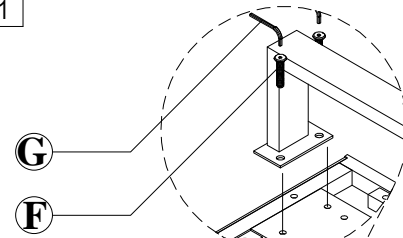


NO	DESCRIPTION	QTY
1	Item Body 	1 Pc
2	Metal Leg 	2 Pcs

HARDWARE LIST

NO	SKETCH	HARDWARE	QTY
A		Screw Ø8 x 2"	2 Pcs
B		Screw Ø8 x 3/4"	2 Pcs
C		Metal Anchor	4 Pcs
D		Restrain Strap	2 Pcs
E		Fischer	2 Pcs
F		JCBC M6 x 20	8 Pcs
G		L key	1 Pc

STEP 1



STEP 2

