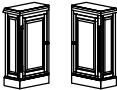










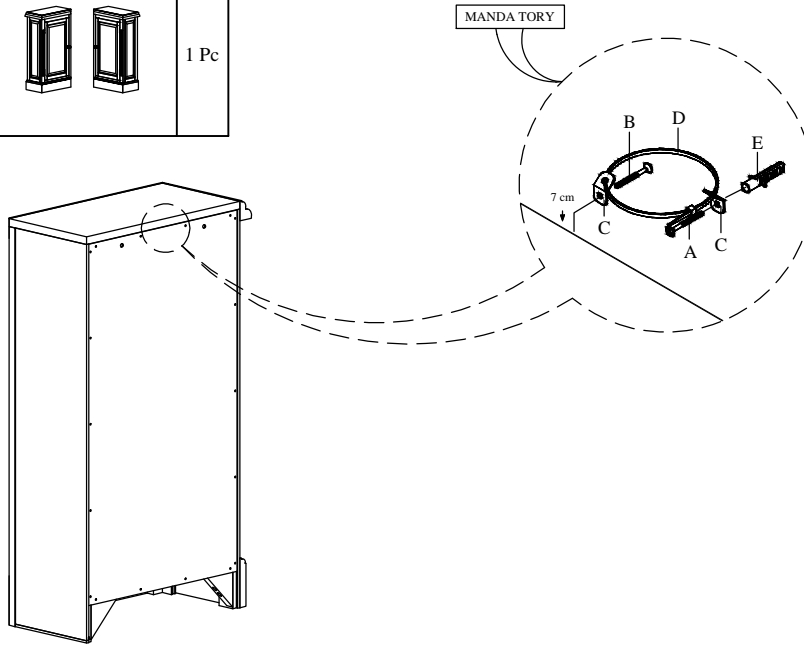
ASSEMBLY INSTRUCTIONS #3629-PBL/PBR

PART LIST

NO	DESCRIPTION	SKETCH	QTY
1	PIER BASE LEFT/RIGHT		1 Pc

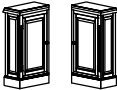
HARDWARE LIST

NO	SKETCH	HARDWARE	QTY
A		Screw Ø8 x 2"	1 Pc
B		Screw Ø8 x 3/4"	1 Pc
C		Metal Anchor	2 Pes
D		Restrain Strap	1 Pc
E		Fischer	1 Pc
F		Philip Headscrew driver (not included)	









ASSEMBLY INSTRUCTIONS #3629-PBL/PBR

PART LIST

NO	DESCRIPTION	SKETCH	QTY
1	PIER BASE LEFT/RIGHT		1 Pc

HARDWARE LIST

NO	SKETCH	HARDWARE	QTY
A		Screw Ø8 x 2"	1 Pc
B		Screw Ø8 x 3/4"	1 Pc
C		Metal Anchor	2 Pes
D		Restrain Strap	1 Pc
E		Fischer	1 Pc
F		Philip Headscrew driver (not included)	

