







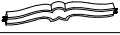

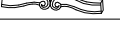




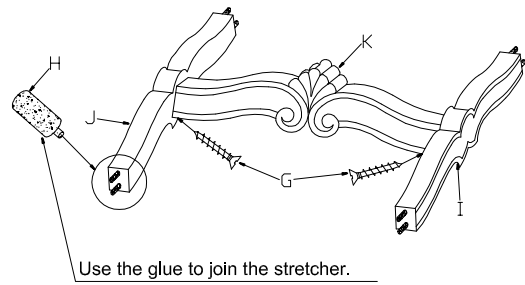


ASSEMBLY INSTRUCTIONS

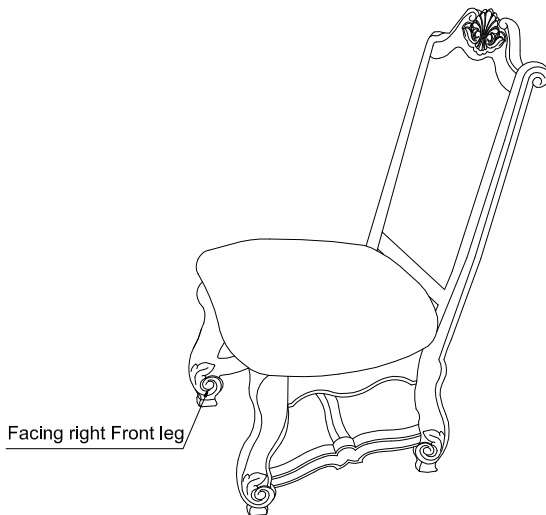
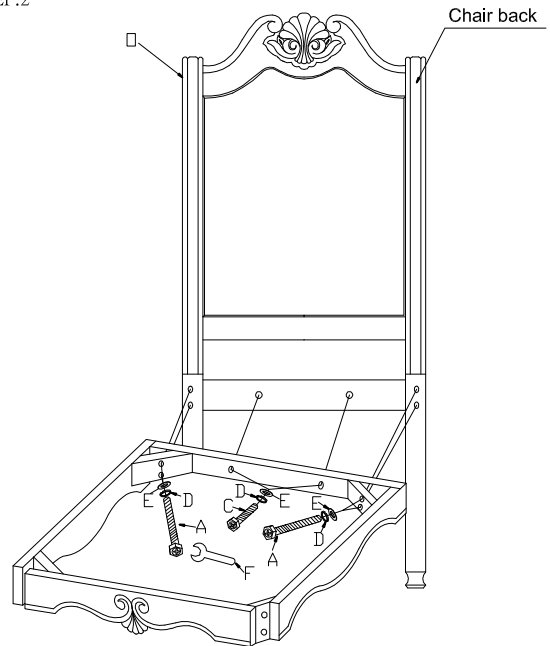
Do not tighten screws until completely Assembled

PARTS LIST				SIDE CHAIR
A		ø 5/16"*18*3"	BOLT	4
B		ø 5/16"*18*2-1/2"	BOLT	4
C		ø 5/16"*18*1-1/2"	BOLT	2
D		ø 5/16"	LOCK WASHER	10
E		ø 5/16"	FLAT WASHER	10
F		ø 5/16	WRENCH	1
G		ø 8#*1-1/2"	SCREW	6
H		GLUE		1
I		FACING RIGHT STRETCHER		1
J		FACING LEFT STRETCHER		1
K		CENTER STRETCHER		1
L		FACING LEG(R) WITH GREEN MARK		1
M		FACING LEG(L) WITH RED MARK		1
Q		CHAIR BACK		1
P		CUSHION		1

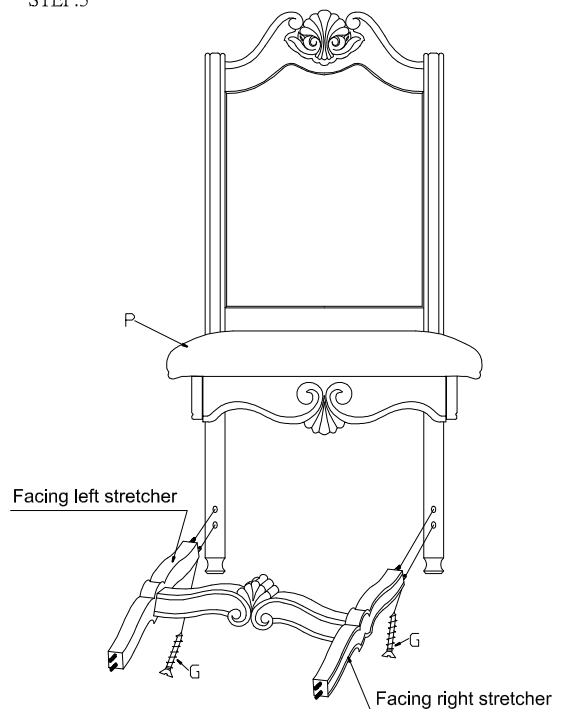
STEP:1



STEP:2



STEP:3



STEP:4

