











# Assembly Instructions

Do not tighten screws until completely Assembled

PARTS LIST			Q'ty
A		GLASS	4 Pcs/ Piezas
B		METAL PLATE 86*33*1mm	2 Pcs/ Piezas
C		BOLT $\phi$ 1/4*20*1"	8 Pcs/ Piezas
D		LOCK WASHER $\phi$ 1/4"	8 Pcs/ Piezas
E		FLAT WASHER $\phi$ 1/4"	8 Pcs/ Piezas
F		WRENCH $\phi$ 1/4	1 Pc/ Pieza

TIPPING RESTRAINT HARDWARE LISI/ LISTE DU MATÉRIEL RETENUE DE BASCULEMENT			
NO	Description / Descriptif	Drawing/Dessin	Q'ty/Qté
1	L brace / L equerre		2 Pcs/ Piezas
2	Strap / Lanère		1Pc/ Pieza
3	Long screw / Vis longue		1 Pc/ Pieza
4	Short screw / Vis courte		1 Pc/ Pieza

