



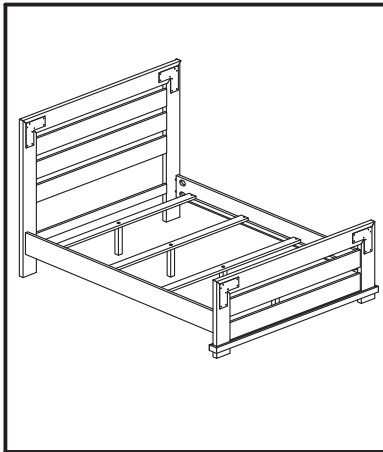
# ASSEMBLY INSTRUCTIONS #2357-QR

## HARDWARE LIST

NO	SKETCH	HARDWARE	QTY
1		Bolt M8 x 80mm	8 pcs
2		Hexagonal Nut M8	8 pcs
3		Halfmoon Washer	8 pcs
4		Screw $\varnothing 8 \times 1 \frac{1}{4}$ "	8 pcs
5		Wrench Key	1 pc

## PART LIST

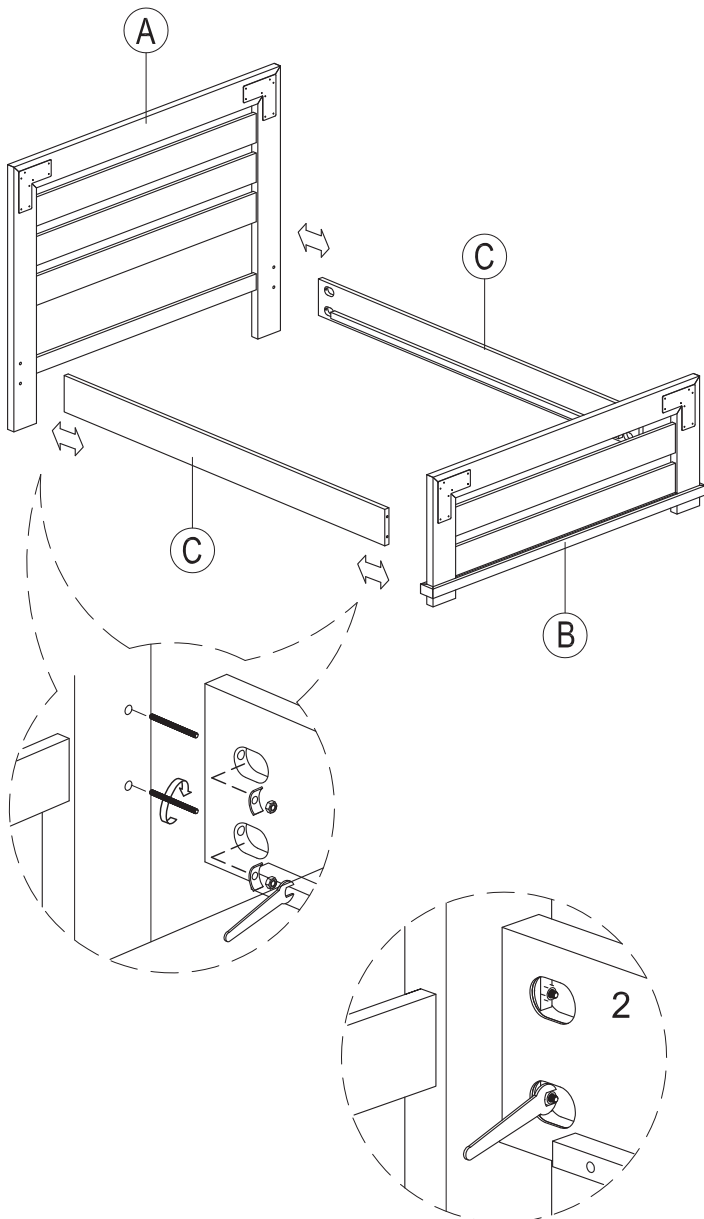
NO	DESCRIPTION	SKETCH	QTY
A	Headboard		1 pc
B	Footboard		1 pc
C	Side Rail		2 pcs
D	Slat Matras		4 pcs
E	Leg Center Matras		4 pcs



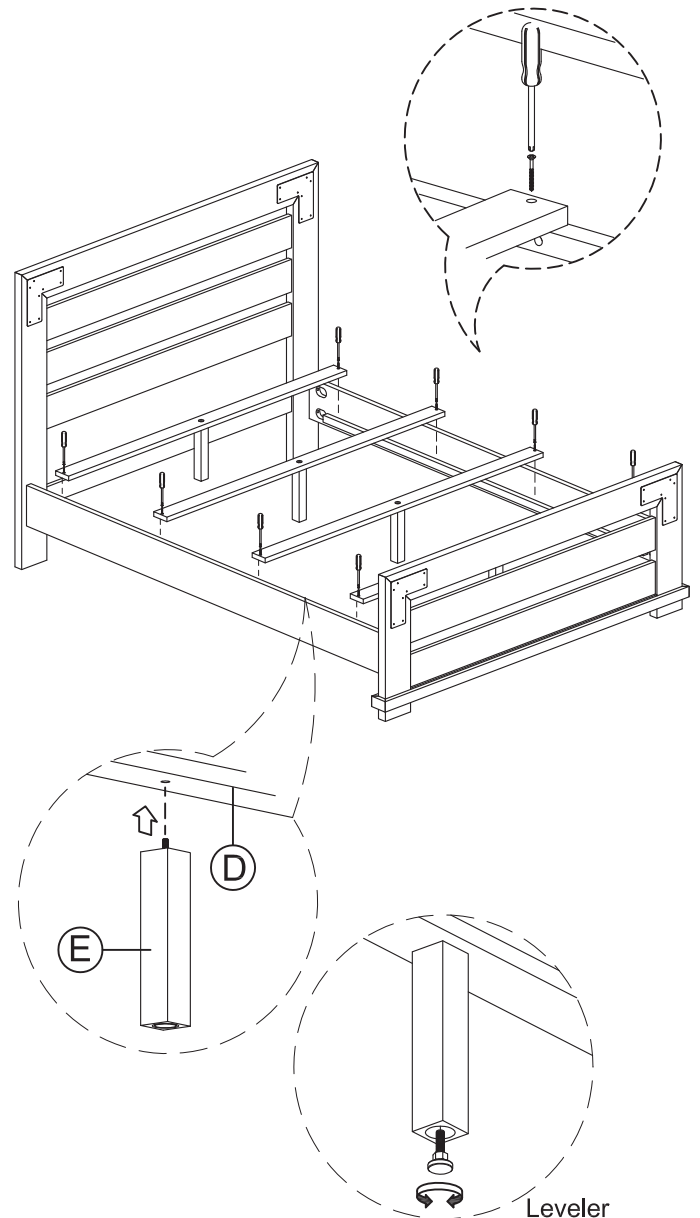
**BEFORE YOU START ASSEMBLING, PLEASE MAKE SURE ALL PARTS & HARDWARE ARE INCLUDED IN BOX**

## ASSEMBLY STEP

### STEP 1



### STEP 2



**WARNING :** Do not tighten up the bolt in one side for this step, until all bolt and part is properly assembled.