









# Assembly Instructions

Do not tighten screws until completely Assembled

PARTS LIST		Q'TY
A		GLASS 4 Pcs/ Piezas
B		METAL PLATE 86*33*1mm 2 Pcs/ Piezas
C		BOLT 1/4*1" 8 Pcs/ Piezas
D		ALLEN WRENCH 4mm 1 Pc/ Pieza

TIPPING RESTRAINT HARDWARE LIS/ LISTE DU MATÉRIEL RETENUE DE BASCULEMENT			
NO	Description / Descriptif	Drawing/Dessin	Q'ty/Qté
1	L bracke / L equerre		2 Pcs/ Piezas
2	Strap / Lanière		1Pc/ Pieza
3	Long screw / Vis longue		1 Pc/ Pieza
4	Short screw / Vis courte		1 Pc/ Pieza

