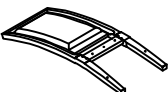

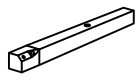
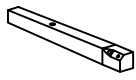











# ASSEMBLY INSTRUCTION

## JEFFRIES SIDE CHAIR

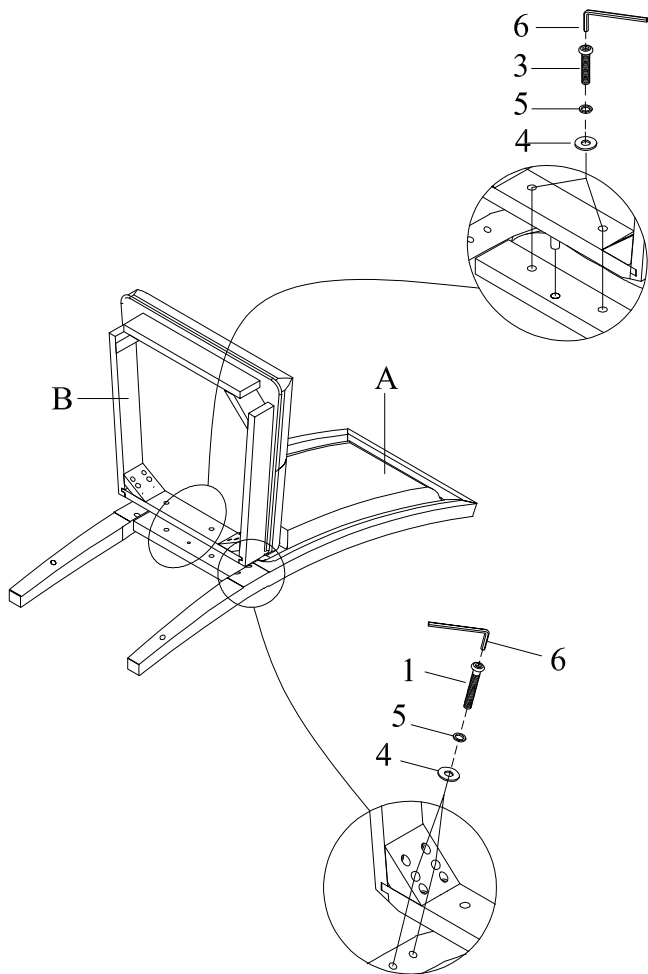
### 2070S

PARTS LIST			
NO.	PART DESC		QTY
A	CHAIR BACK		1
B	SEAT		1
C1	RIGHT SIDE FACING (RSF) LEG		1
C2	LEFT SIDE FACING (LSF) LEG		1
D1	RIGHT SIDE FACING (RSF) STRETCHER	 BACK FRONT	1
D2	LEFT SIDE FACING (LSF) STRETCHER	 BACK FRONT	1

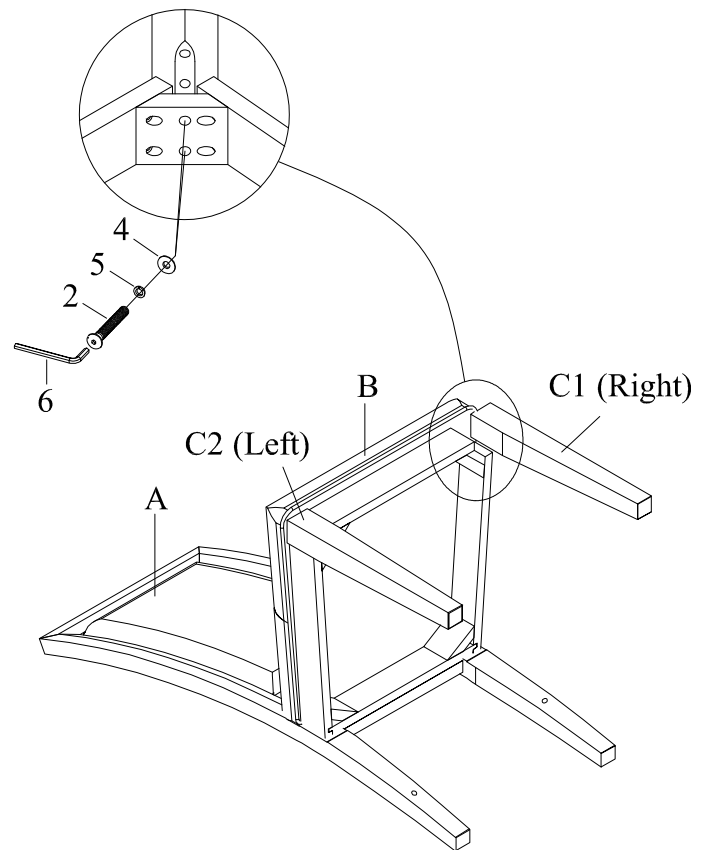
HARDWARE LIST				
NO.		HARDWARE DESC		QTY
1		ALLEN BOLT (1/4"x70mm)	CHAIR	4
2		ALLEN BOLT (1/4"x55mm)		4
3		ALLEN BOLT (1/4"x38mm)		2
4		FLAT WASHER (1/4"x19mm)		10
5		SPRING WASHER (1/4"x11mm)		10
6		ALLEN KEY (M5)		1
7		WOOD SCREW (Ø8x38mm)		4

NOTES : Do not fully tighten any bolts until last step

#### STEP 1



#### STEP 2



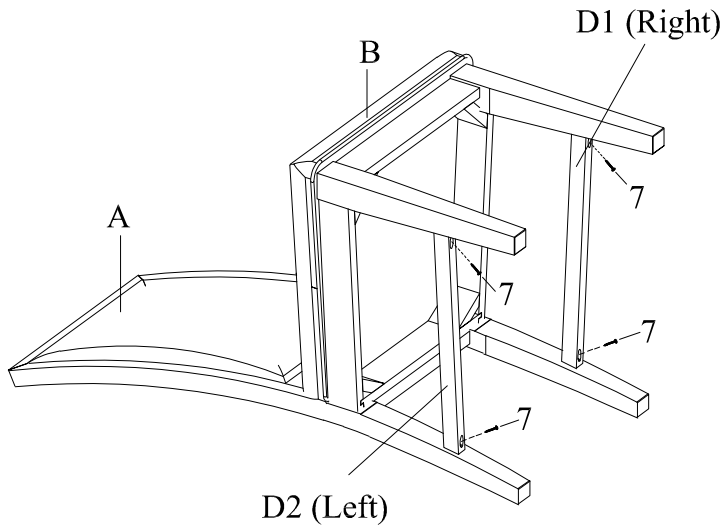
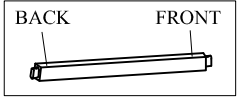
# ASSEMBLY INSTRUCTION

## JEFFRIES SIDE CHAIR

### 2070S

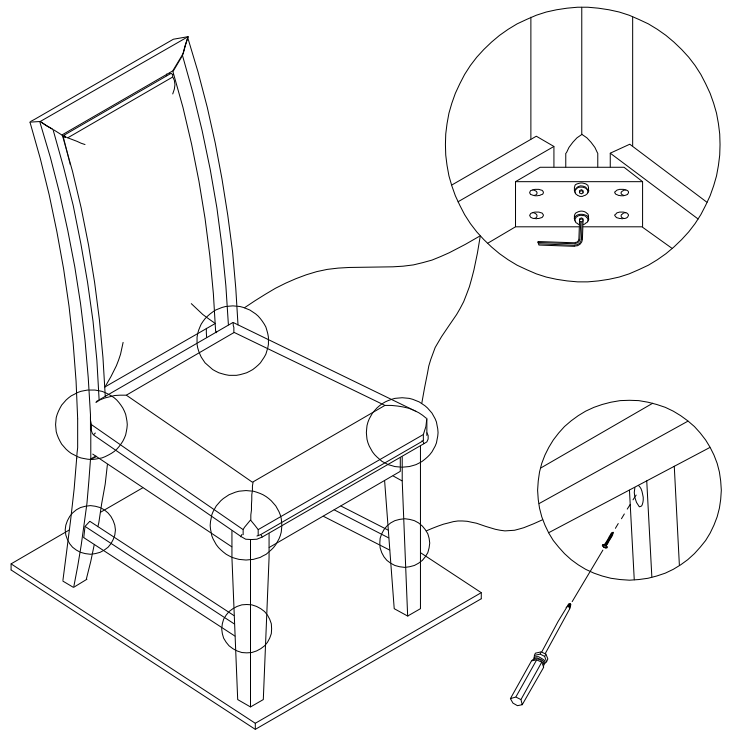
#### STEP 3

For side stretchers, Straight mortise head face front,  
Curved mortise head for back



#### STEP 4

\* Tighten the bolts and screws



#### STEP 4

