




ASSEMBLY INSTRUCTIONS # 1616 - CT

HARDWARE LIST

NO	SKETCH	HARDWARE	QTY
1		JCBC M8 x 80mm	4 pcs
2		JCBC M8 x 40mm	2 pcs
3		Spring Washer M8	6 pcs
4		Plat Washer	6 pcs
5		Screw Ø8 x 2"	4 pcs
6		Allen Key	1 pc
7		Wrench Key	1 pc

PART LIST

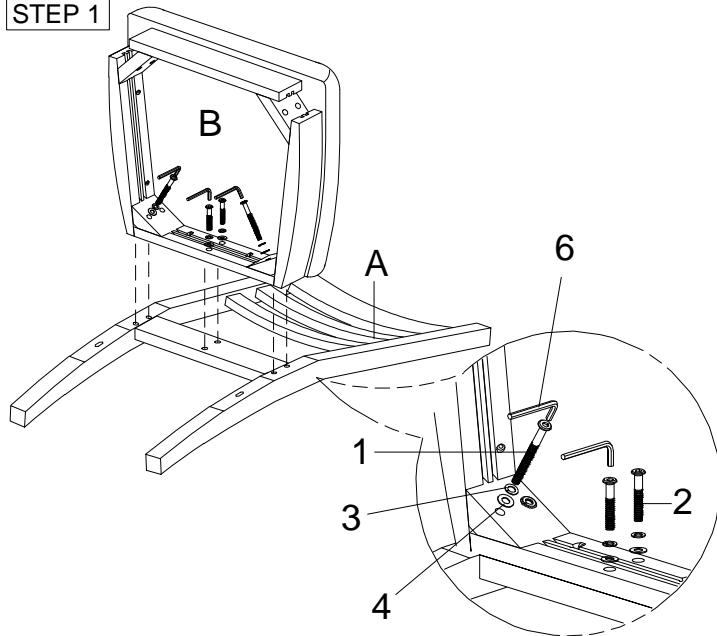
NO	DESCRIPTION	SKETCH	QTY
A	Backrest		1 pc
B	Wood Seat		1 pc
C	Left Support		1 pc
D	Right Support		1 pc
E	Left Leg		1 pc
F	Right Leg		1 pc



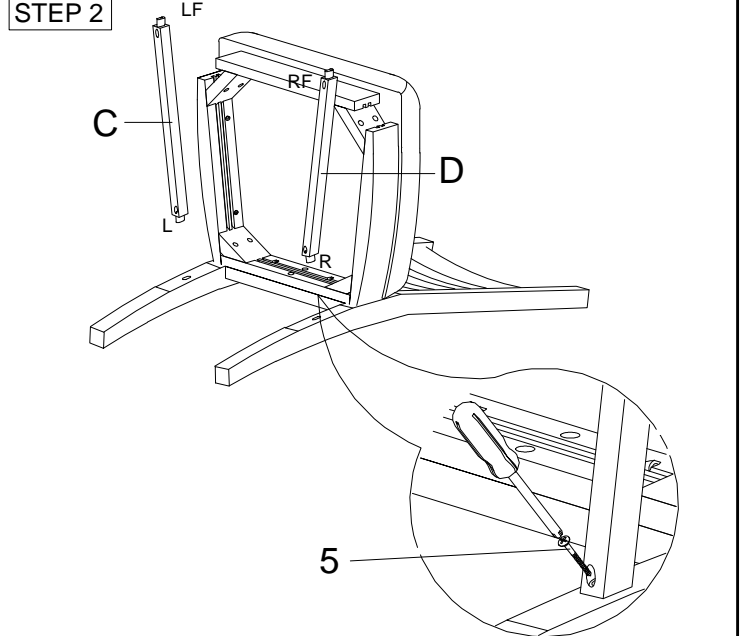
Note: Before Assembly, please open Hexagonal Nut, spring washer and flat washer from leg.

ASSEMBLY STEP

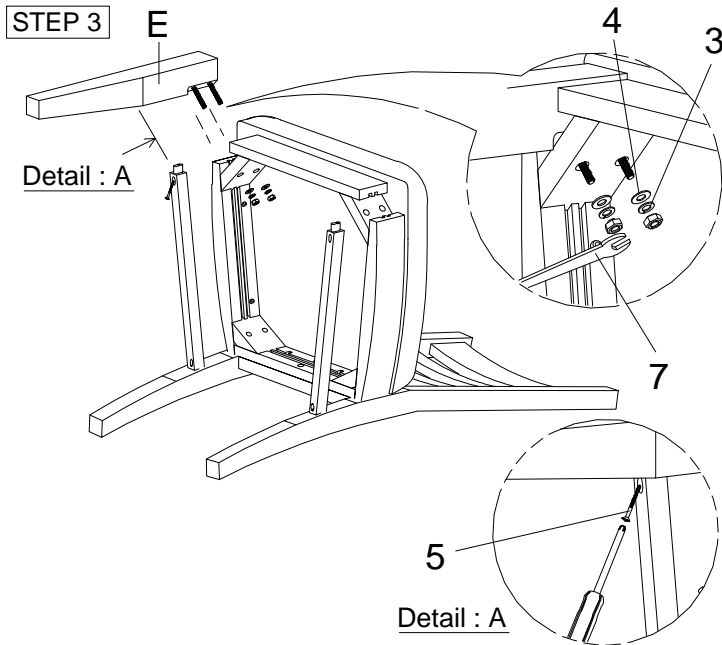
STEP 1



STEP 2



STEP 3



STEP 4

