








# ASSEMBLY INSTRUCTION

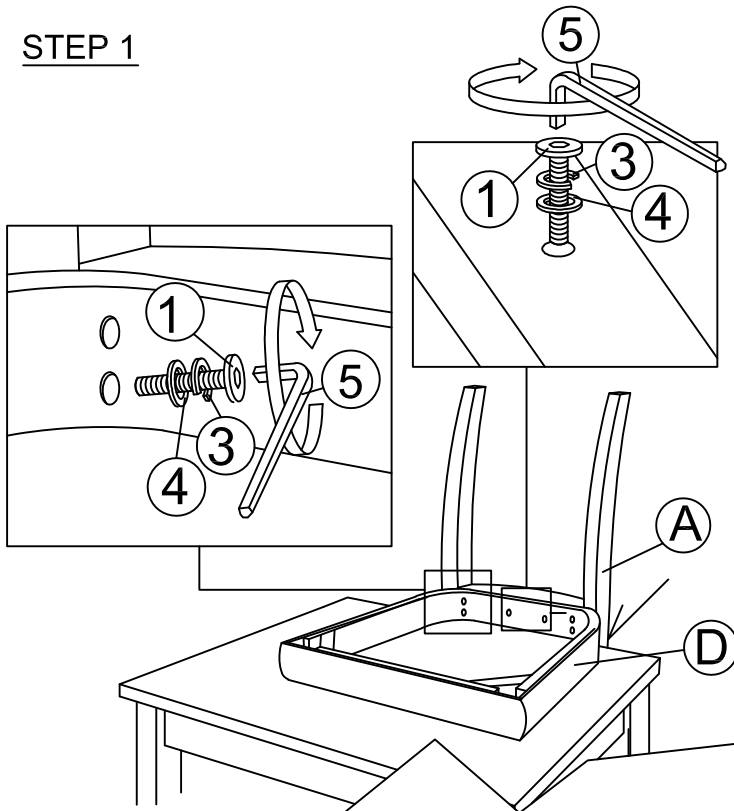
## PARTS LIST

ITEM	DESCRIPTION	SKETCH	QTY
A	BACK REST		2 PCS
B	FRONT LEG(LEFT)		2 PCS
C	FRONT LEG(RIGHT)		2 PCS
D	UPHOLSTERY SEAT		2 PCS
E	U STRETCHER		2 PCS

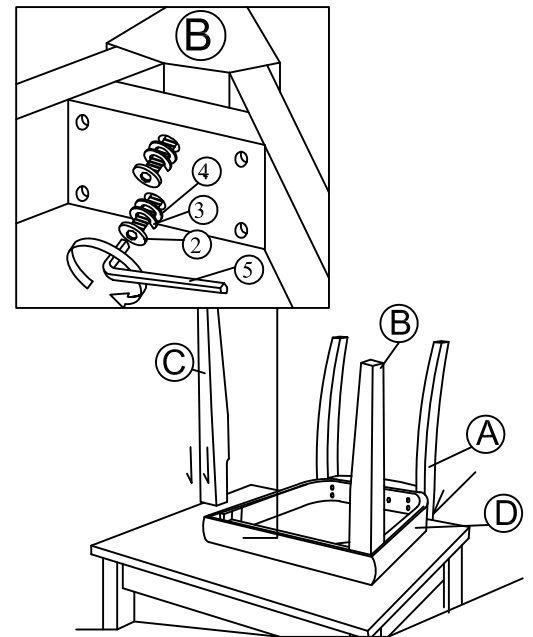
## HARDWARE LIST

ITEM	DESCRIPTION	SKETCH	QTY
1	JCBC 5/16"X1-1/2"		12 PCS
2	JCBC 5/16"X2"		8 PCS
3	SPRING WASHER 5/16"		20 PCS
4	FLAT WASHER 5/16"		20 PCS
5	M5 ALLEN KEY		2 PCS
6	SCREW $\varnothing 8 \times 1-5/8$		8 PCS

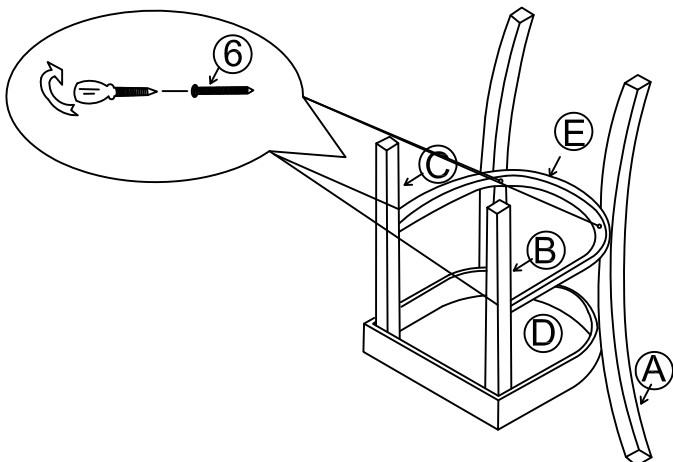
### STEP 1




### STEP 2



### STEP 3



### FULLY SET-UP



Do not fully tighten any bolts until last step