




# ASSEMBLY INSTRUCTION #1127-42

## HARDWARE LIST

NO	SKETCH	HARDWARE	QTY
1		JCBC	24 pcs
2		Spring Washer M6	24 pcs
3		Flat Washer M6	24 pcs
4		Allen Key	1 pc

## PART LIST

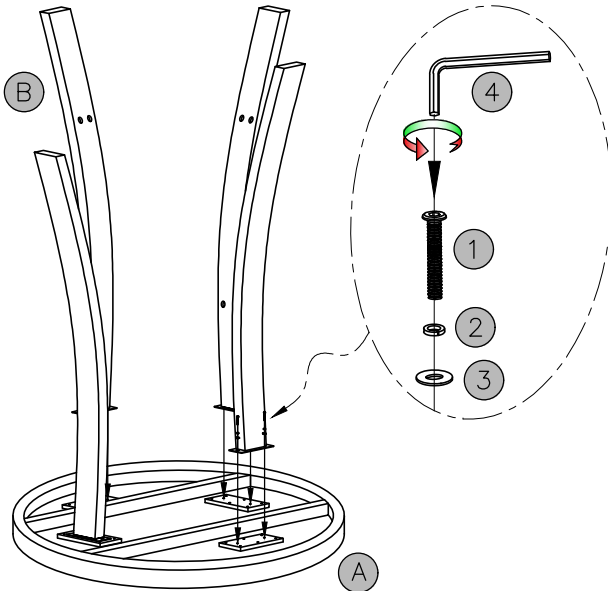
NO	DESCRIPTION	SKETCH	QTY
A	Top		1 pc
B	Legs		4 pcs
C	Middle Apron		1 pc
D	Base Apron		1 pc



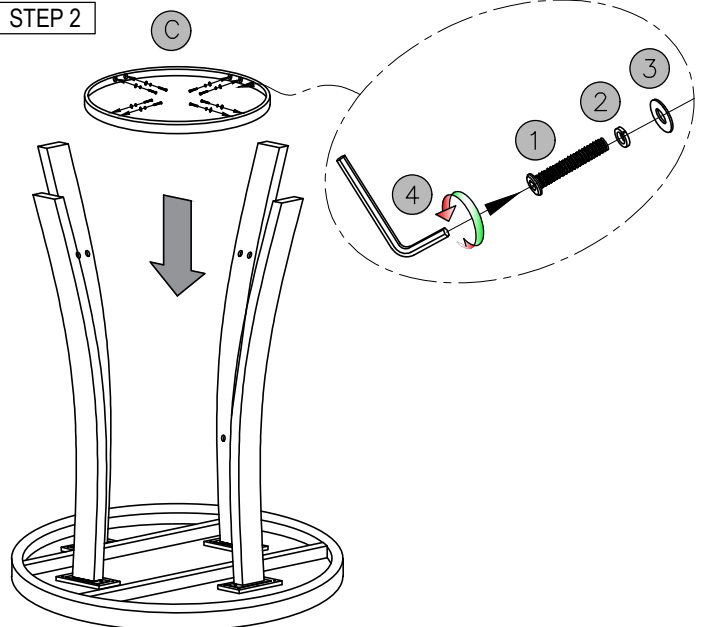
**NOTE:**  
Do not tighten bolts until all the part has been attached

## ASSEMBLY STEP

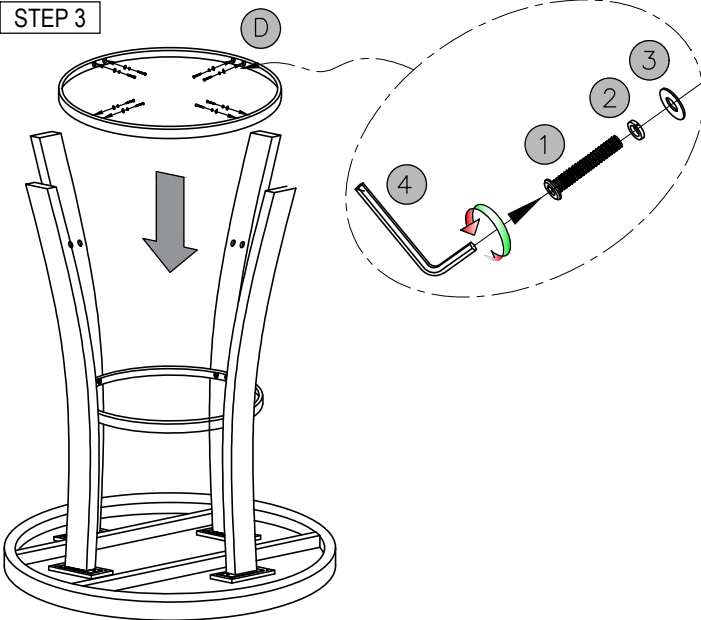
### STEP 1



### STEP 2



### STEP 3



### FINISH

