



ASSEMBLY INSTRUCTION #1127-36

HARDWARE LIST

NO	SKETCH	HARDWARE	QTY
1		JCBC	24 pcs
2		Spring Washer M6	24 pcs
3		Flat Washer M6	24 pcs
4		Allen Key	1 pc

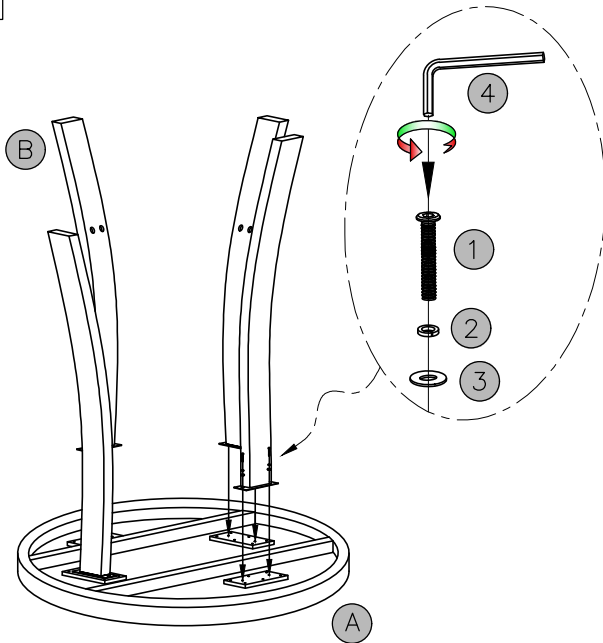
PART LIST

NO	DESCRIPTION	SKETCH	QTY
A	Top		1 pc
B	Legs		4 pcs
C	Middle Apron		1 pc
D	Base Apron		1 pc

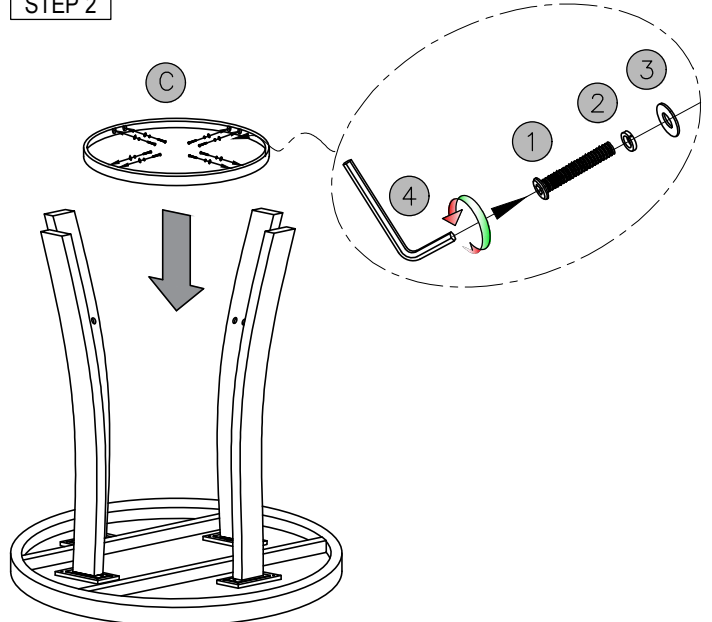
NOTE:
Do not tighten bolts until all the part has been attached

ASSEMBLY STEP

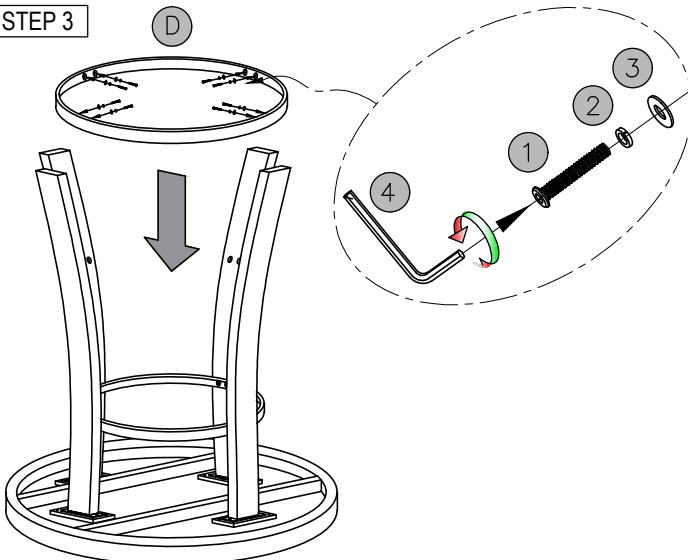
STEP 1



STEP 2



STEP 3



FINISH

